

November 14, 2024

BSE Ltd. P J Towers, Dalal Street, FortMumbai – 400001 Scrip Code: 543272	National Stock Exchange of India Limited (NSE). Exchange Plaza, Bandra Kurla Complex, Bandra East, Mumbai – 400051 Symbol: EASEMYTRIP
--	---

Subject: Outcome of Board Meeting in accordance with the SEBI (Listing Obligations and Disclosure Requirements) Regulations, 2015 ("Listing Regulations") - Financial Results for the quarter and half year ended 30th September, 2024

Dear Sir/Madam,

The Board of Directors at their meeting held today i.e, November 14, 2024, has inter-alia, considered, approved and taken on record the Unaudited Financial Statements (Standalone and Consolidated) of the Company for the quarter and half year ended September 30, 2024, which have been duly reviewed and recommended by the Audit Committee.

Accordingly, we enclose herewith the Unaudited (Standalone and Consolidated) Financial Results for the quarter and half year ended September 30, 2024.

The Audit Committee Meeting commenced at 02:00 P.M.

The Board meeting commenced at 03:00 P.M and concluded at 05:00 P.M.

The aforesaid information will also be hosted on the website of the Company at <https://www.easemytrip.com/investor-relations.html>.

You are requested to take the aforesaid on record.

For Easy Trip Planners Limited

Priyanka Tiwari
Group Company Secretary and Chief Compliance Officer
Membership No.: A50412

Easy Trip Planners Ltd.

Registered office : Building No. - 223, Patparganj Industrial Area, New Delhi - 110092 (India)

Phone : +91 - 11 43030303, 43131313 | E-mail : Care@easemytrip.com | Web: www.EaseMyTrip.com | CIN No. L63090DL2008PLC179041



Incredible India
Approved by Ministry of Tourism
Government of India




Walker ChandioK & Co LLP
21st Floor, DLF Square
Jacaranda Marg, DLF Phase II,
Gurugram - 122002
Haryana, India
T +91 124 462 8099
F +91 124 462 8001

Independent Auditor's Review Report on Standalone Unaudited Quarterly Financial Results and Year to Date Results of the Company pursuant to the of the SEBI (Listing Obligations and Disclosure Requirements) Regulations, 2015 (as amended)

To the Board of Directors of Easy Trip Planners Limited

1. We have reviewed the accompanying statement of standalone unaudited financial results ('the Statement') of Easy Trip Planners Limited ('the Company') for the quarter ended 30 September 2024 and the year to date results for the period 01 April 2024 to 30 September 2024, being submitted by the Company pursuant to the requirements of Regulation 33 of the SEBI (Listing Obligations and Disclosure Requirements) Regulations, 2015 (as amended) ('Listing Regulations').
2. The Statement, which is the responsibility of the Company's management and approved by the Company's Board of Directors, has been prepared in accordance with the recognition and measurement principles laid down in Indian Accounting Standard 34, Interim Financial Reporting ('Ind AS 34'), prescribed under section 133 of the Companies Act, 2013 ('the Act'), and other accounting principles generally accepted in India and is in compliance with the presentation and disclosure requirements of Regulation 33 of the Listing Regulations. Our responsibility is to express a conclusion on the Statement based on our review.
3. We conducted our review of the Statement in accordance with the Standard on Review Engagements (SRE) 2410, Review of Interim Financial Information Performed by the Independent Auditor of the Entity, issued by the Institute of Chartered Accountants of India. A review of interim financial information consists of making inquiries, primarily of persons responsible for financial and accounting matters, and applying analytical and other review procedures. A review is substantially less in scope than an audit conducted in accordance with the Standards on Auditing specified under section 143(10) of the Act, and consequently, does not enable us to obtain assurance that we would become aware of all significant matters that might be identified in an audit. Accordingly, we do not express an audit opinion.
4. Based on our review conducted as above, nothing has come to our attention that causes us to believe that the accompanying Statement, prepared in accordance with the recognition and measurement principles laid down in Ind AS 34, prescribed under section 133 of the Act, and other accounting principles generally accepted in India, has not disclosed the information required to be disclosed in accordance with the requirements of Regulation 33 of the SEBI (Listing Obligations and Disclosure Requirements) Regulations, 2015 (as amended), including the manner in which it is to be disclosed, or that it contains any material misstatement.
5. The review of standalone unaudited quarterly financial results for the period ended 30 June 2024, included in the Statement was carried out and reported by S.R. Batliboi & Associates LLP who has expressed unmodified conclusion vide their review report dated 13 August 2024, whose review report has been furnished to us and which has been relied upon by us for the purpose of our review of the Statement. Our conclusion is not modified in respect of this matter.



Chartered Accountants

Offices in Bengaluru, Chandigarh, Chennai, Gurugram, Hyderabad, Kochi, Kolkata, Mumbai, New Delhi, Noida and Pune

Walker ChandioK & Co LLP is registered with limited liability with identification number AAC-2085 and has its registered office at L-41, Connaught Circus, Outer Circle, New Delhi, 110001, India


Walker Chandiook & Co LLP

6. The review of standalone unaudited quarterly and year-to-date financial results for the period ended 30 September 2023 and audit of standalone financial results for the year ended 31 March 2024 included in the Statement was carried out and reported by S.R. Batliboi & Associates LLP who has expressed unmodified conclusion vide their review report dated 08 November 2023 and unmodified opinion vide their audit report dated 24 May 2024, respectively, whose reports have been furnished to us and which have been relied upon by us for the purpose of our review of the Statement. Our conclusion is not modified in respect of this matter.

For Walker Chandiook & Co LLP

Chartered Accountants


Firm Registration No: 001076N/N500013



Abhishek Lakhotia

Partner

Membership No. 502667



UDIN: 24502667BLNIEB4474

Place: New Delhi

Date: 14 November 2024

Easy Trip Planners Limited
Registered Office: Building No. 223, Patparganj Industrial Area, New Delhi, Delhi 110092
CIN - L63090DL2008PLC179041
Statement of unaudited standalone assets and liabilities as at September 30, 2024

(INR in Millions)

Particulars	As at	
	September 30, 2024 (Unaudited)	March 31, 2024 (Audited)
ASSETS		
I. Non-current assets		
(a) Property, plant and equipment	87.21	87.57
(b) Investment properties	22.85	22.88
(c) Intangible assets	-	0.27
(d) Financial assets		
(i) Investments	1,335.23	1,284.92
(ii) Loans	501.17	230.93
(iii) Other financial assets	649.81	707.55
(e) Deferred tax asset (net)	73.19	75.28
(f) Income tax assets (net)	227.54	67.64
(g) Other non-current assets	463.49	718.28
Total non-current assets	3,360.49	3,195.32
II. Current assets		
(a) Financial assets		
(i) Trade receivables	2,208.59	2,371.62
(ii) Cash and cash equivalents	1,331.58	744.52
(iii) Bank balances other than (ii) above	2.87	2.66
(iv) Loans	2.17	177.86
(v) Other financial assets	1,404.62	1,048.86
(b) Other current assets	1,531.95	710.01
Total current assets	6,481.78	5,055.53
Total Assets (I+II)	9,842.27	8,250.85
EQUITY AND LIABILITIES		
III. Equity		
(a) Equity share capital	1,772.04	1,772.04
(b) Other equity	5,266.48	4,607.05
	7,038.52	6,379.09
LIABILITIES		
IV. Non-current liabilities		
(a) Financial liabilities		
Other financial liabilities	0.23	0.81
(b) Contract liability	807.05	-
(c) Provisions	54.88	50.31
Total non-current liabilities	862.16	51.12
V. Current liabilities		
(a) Financial liabilities		
(i) Borrowing	-	0.61
(ii) Trade payables		
Total outstanding dues of micro enterprises and small enterprises;	2.54	5.38
Total outstanding dues of creditors other than micro enterprises and small enterprises	673.57	557.63
(iii) Other financial liabilities	277.39	296.36
(b) Contract liability	927.79	886.07
(c) Provisions	45.66	39.14
(d) Other current liabilities	14.64	35.45
Total current liabilities	1,941.59	1,820.64
Total Equity and Liabilities (III+IV+V)	9,842.27	8,250.85

Easy Trip Planners Limited
Registered Office: Building No. 223, Patparganj Industrial Area, New Delhi, Delhi 110092
CIN - L63090DL2008PLC179041
Statement of unaudited standalone financial results for the quarter and six month period ended September 30, 2024

(INR in Millions)

Particulars	Quarter ended			Six month ended		Year ended
	September 30, 2024	June 30, 2024	September 30, 2023	September 30, 2024	September 30, 2023	March 31, 2024
	(Unaudited)	(Unaudited)	(Unaudited)	(Unaudited)	(Unaudited)	(Audited)
1. Income						
Revenue from operations	1,032.96	1,059.00	1,202.01	2,091.96	2,225.39	4,815.25
Other income	58.82	37.37	32.80	96.19	63.97	179.91
Total Income	1,091.78	1,096.37	1,234.81	2,188.15	2,289.36	4,995.16
2. Expense						
Employee benefits expense	160.08	154.48	138.46	314.56	274.03	573.48
Finance costs	5.47	3.92	13.22	9.39	24.34	37.47
Depreciation and amortisation expense	3.80	3.41	3.81	7.21	7.48	15.10
Advertisement and sales promotion expenses	217.56	161.49	128.77	379.05	365.15	745.94
Payment gateway charges	134.53	148.81	116.29	283.34	263.87	515.39
Other expenses	192.65	163.32	141.63	355.97	309.32	781.65
Total expenses	714.09	635.43	542.18	1,349.52	1,244.19	2,669.03
3. Profit before exceptional items and tax (1-2)	377.69	460.94	692.63	838.63	1,045.17	2,326.13
4. Exceptional items	-	-	-	-	-	724.31
5. Profit before tax (3-4)	377.69	460.94	692.63	838.63	1,045.17	1,601.82
6. Tax expense:						
Other than exceptional items						
Current tax	101.65	119.30	188.01	220.95	279.73	623.56
Deferred tax credit	(1.92)	(1.27)	(10.02)	(3.19)	(11.06)	(31.40)
Exceptional items						
Tax benefit on exceptional items	-	-	-	-	-	(182.30)
Total tax expense	99.73	118.03	177.99	217.76	268.67	409.86
7. Net profit after tax	277.96	342.91	514.64	620.87	776.50	1,191.96
8. Net profit after tax before exceptional items (net of tax)	277.96	342.91	514.64	620.87	776.50	1,733.97
9. Other comprehensive income						
Items that will not be reclassified to profit or loss in subsequent years						
Changes in the fair value of equity instruments	40.60	-	-	40.60	-	-
Re-measurement gains on defined benefit plans	1.98	2.34	2.20	4.32	0.71	1.98
Income tax effect	(5.77)	(0.59)	(0.56)	(6.36)	(0.18)	(0.50)
Other comprehensive income	36.81	1.75	1.64	38.56	0.53	1.48
10. Total comprehensive income for the periods/ year (7+9)	314.77	344.66	516.28	659.43	777.03	1,193.44
Paid-up equity share capital (face value INR 1/- per equity share)	1,772.04	1,772.04	1,772.04	1,772.04	1,772.04	1,772.04
Other equity	-	-	-	-	-	4,607.05
11. Earnings per equity share (face value INR 1/- per equity share) (not annualised for quarters)						
(a) Basic	0.18	0.19	0.30	0.37	0.45	0.68
(b) Diluted	0.18	0.19	0.30	0.37	0.45	0.68

Easy Trip Planners Limited
Registered Office: Building No. 223, Patparganj Industrial Area, New Delhi, Delhi 110092
CIN - L63090DL2008PLC179041
Statement of unaudited standalone cash flows for the six month period ended September 30, 2024

(INR in Millions)

Particulars	Six month period ended	
	September 30, 2024 Unaudited	September 30, 2023 Unaudited
A Cash flow from operating activities		
1 Profit before tax	838.63	1,045.17
2 Adjustments for:		
Depreciation and amortisation expenses	7.21	7.48
Finance costs	4.96	21.45
Interest income from:		
- deposits with bank	(55.10)	(44.69)
- loans	(17.94)	(10.09)
- financial assets carried at amortised cost	(11.99)	-
Unrealised foreign exchange (gain)/ loss	(10.58)	1.07
Loss allowance	7.50	17.47
Provision for doubtful advances	-	15.66
Income from financial guarantee	(0.58)	(1.20)
	(76.52)	7.15
3 Operating profit before working capital changes (1+2)	762.11	1,052.32
4 Adjustments for changes in:		
- trade receivables	155.55	(331.93)
- other financial assets	(228.07)	(111.33)
- other assets	(568.70)	(694.43)
- trade payables	113.12	57.82
- other financial liabilities	(18.97)	167.20
- other current liabilities	(20.81)	(14.67)
- contract liabilities	852.63	(133.57)
- provisions	15.41	12.79
Net changes in working capital	300.16	(1,048.12)
5 Net cash flows from operating activities (3+4)	1,062.27	4.20
6 Income tax paid (net of refunds)	(381.93)	(206.10)
7 Net cash flows from / (used in) operating activities (5+6) (A)	680.34	(201.90)
B Cash flow from investing activities:		
Purchase of non-current investments	(9.70)	(57.96)
Payment for purchase of property, plant and equipment	(6.52)	(2.73)
Investment in bank deposits	(48.98)	(1,030.47)
Proceeds from bank deposits	-	892.79
Loan given to subsidiaries	(87.40)	(31.50)
Receipt of loan given to subsidiary	0.51	51.27
Interest received	64.38	45.64
Net cash flow used in investing activities (B)	(87.71)	(132.96)
C Cash flow from financing activities:		
Proceeds from issue of equity share capital	-	19.11
Proceeds from securities premium on issue of shares	-	827.69
Proceeds from current borrowings	-	400.00
Interest paid	(4.96)	(21.45)
Net cash flow from/(used in) in financing activities (C)	(4.96)	1,225.35
D Net increase in cash and cash equivalents (A+B+C)	587.67	890.49
E Cash and cash equivalents at the beginning of the period	743.91	(466.17)
Cash and cash equivalents at the end of the period (D+E)	1,331.58	424.32

Easy Trip Planners Limited
Registered Office: Building No. 223, Patparganj Industrial Area, New Delhi, Delhi 110092
CIN - L63090DL2008PLC179041
Unaudited standalone segment wise revenue, results, assets and liabilities for the quarter and six month ended September 30, 2024

(INR in Millions)

Particulars	Quarter ended			Six month ended		Year ended
	September 30, 2024	June 30, 2024	September 30, 2023	September 30, 2024	September 30, 2023	March 31, 2024
	(Unaudited)	(Unaudited)	(Unaudited)	(Unaudited)	(Unaudited)	(Audited)
1. Segment revenue						
(a) Air Passage	983.52	1,002.64	1,194.15	1,986.16	2,241.76	4,760.12
(b) Hotel Packages	26.33	46.50	(2.95)	72.83	(34.81)	15.21
(c) Other services	23.11	9.86	10.81	32.97	18.44	39.92
Total	1,032.96	1,059.00	1,202.01	2,091.96	2,225.39	4,815.25
Less: Inter segment revenue	-	-	-	-	-	-
Net segment revenue (A)	1,032.96	1,059.00	1,202.01	2,091.96	2,225.39	4,815.25
2. Segment results						
(a) Air Passage	312.56	411.46	677.69	724.02	1,068.11	2,216.44
(b) Hotel Packages	8.06	16.04	(6.77)	24.10	(63.88)	(33.51)
(c) Other services	7.51	3.40	5.94	10.91	8.79	15.86
Total (B)	328.13	430.90	676.86	759.03	1,013.02	2,198.79
Less: Finance cost (C)	5.47	3.92	13.22	9.39	24.34	37.47
Less: Depreciation and Amortisation expenses (D)	3.80	3.41	3.81	7.21	7.48	15.10
Add: Un-allocated income (E)	58.83	37.37	32.80	96.20	63.97	179.91
Profit before exceptional item and tax (F=B-C-D+E)	377.69	460.94	692.63	838.63	1,045.17	2,326.13
Exceptional loss (G)	-	-	-	-	-	724.31
Profit before tax (H=F-G)	377.69	460.94	692.63	838.63	1,045.17	1,601.82
3. Segment assets						
(a) Air Passage	4,261.45	4,370.35	5,544.85	4,261.45	5,544.85	3,831.32
(b) Hotel Packages	484.36	510.53	237.10	484.36	237.10	368.92
(c) Other services	506.51	313.37	94.47	506.51	94.47	297.92
Total	5,252.32	5,194.25	5,876.42	5,252.32	5,876.42	4,498.16
(d) Un-allocated assets	4,589.95	4,599.90	3,794.07	4,589.95	3,794.07	3,752.69
Total assets	9,842.27	9,794.15	9,670.49	9,842.27	9,670.49	8,250.85
4. Segment liabilities						
(a) Air Passage	2,392.94	2,760.90	2,000.04	2,392.94	2,000.04	1,636.10
(b) Hotel Packages	238.36	277.85	269.44	238.36	269.44	193.16
(c) Other services	142.84	15.75	10.64	142.84	10.64	25.69
Total	2,774.14	3,054.50	2,280.12	2,774.14	2,280.12	1,854.95
(d) Un-allocated liabilities	29.61	15.84	1,250.50	29.61	1,250.50	16.81
Total liabilities	2,803.75	3,070.34	3,530.62	2,803.75	3,530.62	1,871.76

Easy Trip Planners Limited
Registered Office: Building No. 223, Patparganj Industrial Area, New Delhi, Delhi 110092
CIN - L63090DL2008PLC179041

Notes to statement of standalone unaudited financial results for quarter and six month period ended September 30, 2024

- 1 The above standalone financial results ('financial results') of Easy Trip Planners Limited (the "Company"), have been prepared in accordance with with the recognition and measurement principles laid down in the Indian Accounting Standard 34 "Interim Financial Reporting" ("Ind AS 34"), prescribed under section 133 of the Companies Act, 2013 read with relevant rules issued thereunder and other accounting principles generally accepted in India and in compliance with Regulation 33 of SEBI (Listing Obligations and Disclosure Requirements) Regulations, 2015, as amended. The above financial results for the quarter and six month period ended September 30, 2024 have been reviewed by the Audit Committee and approved by the Board of Directors at their respective meetings held on November 14, 2024.
- 2 The Statutory Auditors have carried out the "Limited Review" of the financial results of the Company for the quarter and six month period ended September 30, 2024 in accordance with the Regulation 33 of the SEBI (Listing and Obligations and Disclosure Requirements) Regulations, 2015.
- 3 The Company in the board meeting held on September 17, 2024 had proposed equity investments of 30% in Rollins International Private Limited amounting to INR 600.00 Millions and 49% in Pflge Home Healthcare Center LLC amounting to INR 300.00 Millions. Subsequent to the period end, the Company on October 11, 2024 has entered into a Shareholders Agreement and Share Subscription Agreement with Rollins International Private Limited.
- 4 **Subsequent Events:**
 - a. The Company, on October 09, 2024 has incorporated a wholly owned subsidiary company, Easy Green Mobility Private Limited.
 - b. The Board of Directors, on October 14, 2024, have approved issue of 1 (one) bonus equity share for every 1(one) fully paid-up equity shares subject to shareholder approval.
- 5 The financial results for the quarter and six month period ended September 30, 2024 are available on the Company's website www.easemytrip.com and on the website of Bombay Stock Exchange of India Limited (URL: <https://www.bseindia.com/corporates>) and the National Stock Exchange of India Limited (URL: <https://www.nseindia.com/corporates>).
- 6 The previous period/year figures have been regrouped/reclassified wherever necessary to conform to current period/year presentation. The impact of such reclassification/regrouping are not material to the financials results.

For and on behalf of the Board of Directors of Easy Trip Planners Limited

NISHANT Digitally signed by
PITTI NISHANT PITTI
Date: 2024.11.14
18:00:20 +05'30'
Nishant Pitti
Director
DIN: 02172265

Place: New Delhi
Date: November 14, 2024

Walker ChandioK & Co LLP

21st Floor, DLF Square
Jacaranda Marg, DLF Phase II,
Gurugram - 122002
Haryana, India

T +91 124 462 8099

F +91 124 462 8001

Independent Auditor's Review Report on Consolidated Unaudited Quarterly Financial Results and Year to Date Results of the Company pursuant to the Regulation 33 of the SEBI (Listing Obligations and Disclosure Requirements) Regulations, 2015 (as amended)

To the Board of Directors of Easy Trip Planners Limited


1. We have reviewed the accompanying statement of unaudited consolidated financial results ('the Statement') of Easy Trip Planners Limited ('the Holding Company') and its subsidiaries (the Holding Company and its subsidiaries together referred to as 'the Group'), (refer Annexure 1 for the list of subsidiaries included in the Statement) for the quarter ended 30 September 2024 and the consolidated year to date results for the period 01 April 2024 to 30 September 2024, being submitted by the Holding Company pursuant to the requirements of Regulation 33 of the SEBI (Listing Obligations and Disclosure Requirements) Regulations, 2015 (as amended) ('Listing Regulations').
2. This Statement, which is the responsibility of the Holding Company's management and approved by the Holding Company's Board of Directors, has been prepared in accordance with the recognition and measurement principles laid down in Indian Accounting Standard 34, Interim Financial Reporting ('Ind AS 34'), prescribed under section 133 of the Companies Act, 2013 ('the Act'), and other accounting principles generally accepted in India and is in compliance with the presentation and disclosure requirements of Regulation 33 of the Listing Regulations. Our responsibility is to express a conclusion on the Statement based on our review.
3. We conducted our review of the Statement in accordance with the Standard on Review Engagements (SRE) 2410, Review of Interim Financial Information Performed by the Independent Auditor of the Entity, issued by the Institute of Chartered Accountants of India. A review of interim financial information consists of making inquiries, primarily of persons responsible for financial and accounting matters, and applying analytical and other review procedures. A review is substantially less in scope than an audit conducted in accordance with the Standards on Auditing specified under section 143(10) of the Act, and consequently, does not enable us to obtain assurance that we would become aware of all significant matters that might be identified in an audit. Accordingly, we do not express an audit opinion.

We also performed procedures in accordance with the SEBI Circular CIR/CFD/CMD1/44/2019 dated 29 March 2019 issued by the SEBI under Regulation 33 (8) of the Listing Regulation, to the extent applicable.

4. Based on our review conducted and procedures performed as stated in paragraph 3 above, nothing has come to our attention that causes us to believe that the accompanying Statement, prepared in accordance with the recognition and measurement principles laid down in Ind AS 34, prescribed under section 133 of the Act, and other accounting principles generally accepted in India, has not disclosed the information required to be disclosed in accordance with the requirements of Regulation 33 of the SEBI (Listing Obligations and Disclosure Requirements) Regulations, 2015 (as amended), including the manner in which it is to be disclosed, or that it contains any material misstatement.

Chartered Accountants

Offices in Bengaluru, Chandigarh, Chennai, Gurugram, Hyderabad, Kochi, Kolkata, Mumbai, New Delhi, Noida and Pune



Walker ChandioK & Co LLP is registered with limited liability with identification number AAC-2085 and has its registered office at L-41, Connaught Circus, Outer Circle, New Delhi, 110001, India

Walker Chandiook & Co LLP

5. We did not review the interim financial information of 16 subsidiaries included in the Statement, whose financial information reflects total assets of INR 2,243.90 million as at 30 September 2024, and total revenues of INR 448.39 million and INR 954.26 million, total net profit after tax of INR 6.03 million and INR 9.58 million, total comprehensive income of INR (0.13) million and INR 2.46 million, for the quarter and year-to-date period ended on 30 September 2024, respectively, and cash flows (net) of INR (34.31) million for the period ended 30 September 2024, as considered in the Statement. These interim financial information have been reviewed by other auditors whose review reports have been furnished to us by the management, and our conclusion in so far as it relates to the amounts and disclosures included in respect of these subsidiaries is based solely on the review reports of such other auditors and the procedures performed by us as stated in paragraph 3 above.


Our conclusion is not modified in respect of this matters with respect to our reliance on the work done by and the reports of the other auditors.

6. The review of unaudited consolidated quarterly financial results for the period ended 30 June 2024, included in the Statement was carried out and reported by S.R. Batliboi & Associates LLP who have expressed unmodified conclusion vide their review report dated 13 August 2024, whose review report has been furnished to us by the management and which has been relied upon by us for the purpose of our review of the Statement. Our conclusion is not modified in respect of this matter.
7. The review of unaudited consolidated quarterly and year-to-date financial results for the period ended 30 September 2023 and audit of consolidated financial results for the year ended 31 March 2024 included in the Statement was carried out and reported by S.R. Batliboi & Associates LLP who have expressed unmodified conclusion vide their review report dated 08 November 2023 and unmodified opinion vide their audit report dated 24 May 2023, respectively, whose reports have been furnished to us and which have been relied upon by us for the purpose of our review of the Statement. Our conclusion is not modified in respect of this matter.

For **Walker Chandiook & Co LLP**

Chartered Accountants

Firm's Registration No.: 001076/N/500013



Abhishek Lakhotia

Partner

Membership No.: 502667



UDIN: 24502667BLNIEC7526

Place: New Delhi

Date: 14 November 2024

Walker ChandioK & Co LLP

Annexure 1

List of entities included in the Statement

Name of Holding Company

1. Easy Trip Planners Limited

Name of Subsidiaries Company

- 1 Easemytrip Middleeast DMCC, Dubai
- 2 EaseMyTrip SG Pte Ltd, Singapore
- 3 EaseMyTrip Thai Co. Ltd., Thailand
- 4 EaseMyTrip UK Ltd, United Kingdom
- 5 Yolobus Private Limited, India
- 6 Spree Hotels and Real Estate Private Limited, India
- 7 EaseMyTrip NZ Ltd, New Zealand
- 8 EaseMyTrip Philippines Inc, Philippines
- 9 Easemytrip Foundation, India
- 10 Nutana Aviation Capital IFSC Private Limited, India
- 11 Glegoo Innovations Private Limited, India
- 12 EasyMyTrip Insurance Broker Private Limited, India (w.e.f May 21, 2024)
- 13 Tripshope Travel Technologies Private Limited, India
- 14 Guideline Travels Holidays India Private Limited, India
- 15 Dook Travels Private Limited, India
- 16 EaseMy Trip USA Inc, USA



Easy Trip Planners Limited
Registered Office: Building No. 223, Patparganj Industrial Area, New Delhi, Delhi 110092
CIN - L63090DL2008PLC179041
Statement of unaudited consolidated assets and liabilities as at September 30, 2024

(INR in Millions)

Particulars	As at	
	September 30, 2024 (Unaudited)	March 31, 2024 (Audited)
ASSETS		
I. Non-current assets		
(a) Property, plant and equipment	309.24	131.21
(b) Capital work-in-progress	30.27	-
(c) Investment properties	22.85	22.89
(d) Goodwill	496.95	496.95
(e) Other intangible assets	558.19	593.94
(f) Right-of-use asset	62.85	62.09
(g) Financial assets		
(i) Investments	410.60	370.00
(ii) Loan	-	0.43
(iii) Other financial assets	741.56	768.88
(h) Deferred tax asset (net)	81.35	82.37
(i) Income tax assets (net)	241.53	77.50
(j) Other non-current assets	489.43	804.84
Total non-current assets	3,444.82	3,411.10
II. Current assets		
(a) Inventories	11.27	8.45
(b) Financial assets		
(i) Investments	87.39	30.32
(ii) Trade receivables	2,285.70	2,325.48
(iii) Cash and cash equivalents	1,561.60	1,008.87
(iv) Bank balances other than (iii) above	7.82	6.57
(v) Loans	2.33	1.29
(vi) Other financial assets	1,493.80	1,136.35
(c) Other current assets	1,949.17	1,007.70
Total current assets	7,399.08	5,525.03
Total Assets (I+II)	10,843.90	8,936.13
EQUITY AND LIABILITIES		
III. Equity		
(a) Equity share capital	1,772.04	1,772.04
(b) Other equity	4,883.09	4,273.20
Equity attributable to equity holders of the holding company	6,655.13	6,045.24
Non-controlling interests	228.09	201.33
Total equity	6,883.22	6,246.57
LIABILITIES		
IV. Non-current liabilities		
(a) Financial liabilities		
(i) Borrowings	173.93	37.32
(ii) Lease liabilities	52.08	51.91
(b) Contract liability	807.05	-
(c) Provisions	65.47	58.08
(d) Deferred tax liability (net)	87.44	94.51
Total non-current liabilities	1,185.97	241.82
V. Current liabilities		
(a) Financial liabilities		
(i) Borrowings	133.98	90.87
(ii) Lease liabilities	16.89	14.60
(ii) Trade payables		
Total outstanding dues of micro enterprises and small enterprises;	2.70	5.54
Total outstanding dues of creditors other than micro enterprises and small enterprises	1,059.36	786.35
(iii) Other financial liabilities	351.92	388.48
(b) Contract liability	1,092.89	1,045.15
(c) Provisions	49.22	42.40
(d) Current tax liabilities (net)	23.07	12.93
(e) Other current liabilities	44.68	61.42
Total current liabilities	2,774.71	2,447.74
Total Equity and Liabilities (III+IV+V)	10,843.90	8,936.13

Easy Trip Planners Limited
Registered Office: Building No. 223, Patparganj Industrial Area, New Delhi, Delhi 110092
CIN - L63090DL2008PLC179041

Statement of unaudited consolidated financial results for the quarter and six month ended September 30, 2024

(INR in Millions)

Particulars	Quarter ended			Six month ended		Year ended
	September 30, 2024	June 30, 2024	September 30, 2023	September 30, 2024	September 30, 2023	March 31, 2024
	(Unaudited)	(Unaudited)	(Unaudited)	(Unaudited)	(Unaudited)	(Audited)
1. Income						
Revenue from operations	1,446.71	1,526.02	1,416.94	2,972.73	2,657.46	5,905.76
Other income	52.74	36.17	28.74	88.91	54.67	185.05
Total Income	1,499.45	1,562.19	1,445.68	3,061.64	2,712.13	6,090.81
2. Expense						
Service cost	138.91	193.04	106.95	331.95	181.16	496.26
Cost of material consumed	7.02	5.62	4.26	12.64	8.39	22.36
Employee benefits expense	250.52	239.18	187.04	489.70	362.02	821.46
Finance costs	14.37	11.45	20.00	25.82	34.49	59.66
Depreciation and amortisation expense	36.09	22.61	9.97	58.70	19.67	71.64
Advertising and sales promotion expenses	244.71	181.87	138.55	426.58	389.46	820.70
Payment gateway charges	144.41	160.67	128.81	305.08	284.68	562.08
Other expenses	291.00	275.94	205.60	566.94	434.94	1,086.02
Total expenses	1,127.03	1,090.38	799.18	2,217.41	1,714.81	3,940.18
3. Profit before exceptional items and tax (1-2)	372.42	471.81	646.50	844.23	997.32	2,150.63
4. Exceptional items	-	-	-	-	-	724.31
5. Profit before tax (3-4)	372.42	471.81	646.50	844.23	997.32	1,426.32
6. Tax expense:						
Other than exceptional items						
Current tax	113.97	134.34	186.98	248.31	279.78	641.55
Deferred tax credit	(9.51)	(1.82)	(10.03)	(11.33)	(11.06)	(67.59)
Exceptional items						
Tax benefit on exceptional items	-	-	-	-	-	(182.30)
Total tax expense	104.46	132.52	176.95	236.98	268.72	391.66
7. Net profit after tax	267.96	339.29	469.55	607.25	728.60	1,034.66
8. Net profit after tax before exceptional items (net of tax)	267.96	339.29	469.55	607.25	728.60	1,576.67
9. Other comprehensive income						
Items that will not be reclassified to profit or loss in subsequent years						
Re-measurement gains on defined benefit plans	1.89	2.43	2.16	4.32	0.50	1.79
Changes in the fair value of equity instruments	40.60	-	-	40.60	-	-
Exchange differences on translation of foreign operations	(11.30)	(0.86)	2.83	(12.16)	(1.86)	(4.30)
Income tax effect	(5.75)	(0.61)	(0.55)	(6.36)	(0.13)	(0.45)
Other comprehensive income	25.44	0.96	4.44	26.40	(1.49)	(2.96)
10. Total comprehensive income for the periods/ year (7+9)	293.40	340.25	473.99	633.65	727.11	1,031.70
11. Net Profit/(loss) for the periods/ year attributable to:						
- Owners of the holding company	258.65	324.84	471.78	583.49	732.01	1,031.05
- Non-controlling interest	9.31	14.45	(2.23)	23.76	(3.41)	3.61
12. Other comprehensive income for the periods/ year attributable to:						
- Owners of the holding company	25.44	0.96	4.44	26.40	(1.49)	(2.96)
- Non-controlling interest	-	-	-	-	-	-
13. Total comprehensive income for the periods/ year attributable to:						
- Owners of the holding company	284.09	325.80	476.22	609.89	730.52	1,028.09
- Non-controlling interest	9.31	14.45	(2.23)	23.76	(3.41)	3.61
Paid-up equity share capital (face value INR 1/- per equity share)	1,772.04	1,772.04	1,772.04	1,772.04	1,772.04	1,772.04
Other equity	-	-	-	-	-	4,273.20
14. Earnings per equity share (face value INR 1/- per equity share) (not annualised for quarters)						
(a) Basic	0.15	0.19	0.27	0.34	0.42	0.58
(b) Diluted	0.15	0.19	0.27	0.34	0.42	0.58

Easy Trip Planners Limited
Registered Office: Building No. 223, Patparganj Industrial Area, New Delhi, Delhi 110092
CIN - L63090DL2008PLC179041
Statement of unaudited consolidated cash flows for the six month period ended on 30 September 2024

(INR in Millions)

Particulars	Six month ended	
	September 30, 2024	September 30, 2023
A Cash flow from operating activities		
1 Profit before tax	844.23	997.33
2 Adjustments to reconcile profit before tax to net cash flows:		
Depreciation and amortisation expenses	58.70	19.67
Finance costs	17.14	30.34
Unrealised foreign exchange (gain)/ loss	(10.64)	1.19
Interest income from:		
- deposits with bank	(56.31)	(44.80)
- financial assets carried at amortised cost	(11.06)	(0.60)
Loss allowance	20.33	31.27
Provision for doubtful advances	0.22	15.66
Loss on disposal of property, plant and equipment	-	0.70
Gain on sale of mutual funds	(5.11)	-
Gain on financial instruments carried at fair value through profit or loss	(3.80)	-
	9.47	53.43
3 Operating profit before working capital changes (1+2)	853.70	1,050.76
4 Adjustments for changes in:		
- trade receivables	19.86	(365.96)
- other financial assets	(280.32)	(23.81)
- loans	(0.62)	(0.53)
- inventories	(2.81)	(0.45)
- other current and non current assets	(638.64)	(740.97)
- trade payables	270.20	4.88
- other financial liabilities	(48.72)	209.78
- other current liabilities	(16.74)	6.68
- contract liabilities	857.90	(137.05)
- provisions	18.52	12.56
Net changes in working capital	178.63	(1,034.87)
5 Income tax paid (net of refunds)	(403.28)	(208.39)
6 Net cash flows from/ (used in) operating activities (3+4+5) (A)	629.05	(192.50)
B Cash flow from investing activities:		
Purchase of non-current investments	(48.16)	-
Investments in unquoted equity instruments	-	(40.00)
Payment for purchase of property, plant and equipment including capital advances	(163.09)	(10.60)
Proceeds from sale of mutual funds	(48.16)	-
Proceeds from disposal of property plant and equipment	-	1.92
Payment for purchase of intangible assets	-	(0.55)
Acquisition of subsidiaries, net of cash acquired	-	97.02
Proceeds from bank deposits	-	896.12
Investments in bank deposits	(55.32)	(1,035.46)
Interest received	71.40	44.65
Net cash flow used in investing activities:	(243.33)	(46.90)
C Cash flow from financing activities:		
Proceeds from issue of equity share capital	-	19.11
Proceeds from securities premium on issue of shares	-	827.69
Proceeds from non-current borrowings	143.33	-
Repayment of non-current borrowings	-	(1.07)
Proceeds from current borrowings	43.11	478.71
Repayment of current borrowing	-	(170.20)
Interest paid	(13.06)	(28.22)
Principal payment of lease liabilities	(8.55)	(1.79)
Interest payment of lease liabilities	-	(2.06)
Net cash flow from financing activities:	164.83	1,122.17
D Effect of foreign currency fluctuation arising out of consolidation	2.18	-
E Net increase in cash and cash equivalents (A+B+C+D)	552.73	882.77
F Cash and cash equivalents at the beginning of the period	1,008.87	(357.81)
Cash and cash equivalents at the end of the period (E+F)	1,561.60	524.96

Notes to the statement of unaudited consolidated financial results for the quarter and six month period ended September 30, 2024

- 1** The above consolidated financial results ('financial results') of the Easy Trip Planners Limited (the "Company") and its subsidiaries (together referred to as "Group") have been prepared in accordance with the recognition and measurement principles laid down in the Indian Accounting Standard 34 "Interim Financial Reporting" ("Ind AS 34"), prescribed under section 133 of the Companies Act, 2013 read with relevant rules issued thereunder and other accounting principles generally accepted in India and in compliance with Regulation 33 of SEBI (Listing Obligations and Disclosure Requirements) Regulations, 2015, as amended. The above financial results for the quarter and six month period ended September 30, 2024 have been reviewed by the Audit Committee and approved by the Board of Directors at their respective meetings held on November 14, 2024.
- 2** The Statutory Auditors have carried out the "Limited Review" of the financial results of the Group for the quarter and six month period ended September 30, 2024 in accordance with the Regulation 33 of the SEBI (Listing and Obligations and Disclosure Requirements) Regulations, 2015.
- 4 Subsequent Events**
 - a. The Company, on October 09, 2024 has incorporated a wholly owned subsidiary company, Easy Green Mobility Private Limited.
 - b. The Board of Directors, on October 14, 2024, have approved issue of 1 (one) bonus equity share for every 1(one) fully paid-up equity shares subject to shareholder approval.
- 5** The financial results for the quarter and six month period ended September 30, 2024 are available on the Company's website www.easemytrip.com and on the website of Bombay Stock Exchange of India Limited (URL: <https://www.bseindia.com/corporates>) and the National Stock Exchange of India Limited (URL:<https://www.nseindia.com/corporates>).
- 6** The previous period/year figures have been regrouped/reclassified wherever necessary to conform to current period/year presentation. The impact of such reclassification/regrouping are not material to the financials results.

For and on behalf of the Board of Directors of Easy Trip Planners Limited

NISHANT Digitally signed by
PITTI NISHANT PITTI
Date: 2024.11.14
15:00:56 +05'30'
Nishant Pitti
Director
DIN: 02172265

Place: New Delhi
Date: 14 November 2024

Easy Trip Planners Limited
Registered Office: Building No. 223, Patparganj Industrial Area, New Delhi, Delhi 110092
CIN - L63090DL2008PLC179041

Unaudited consolidated segment wise revenue, results, assets and liabilities for the quarter and six months ended September 30, 2024

Particulars	Quarter ended			Six month ended		(INR in Millions)
	September 30, 2024	June 30, 2024	September 30, 2023	September 30, 2024	September 30, 2023	Year ended March 31, 2024
	(Unaudited)	(Unaudited)	(Unaudited)	(Unaudited)	(Unaudited)	(Audited)
1. Segment revenue						
(a) Air passage	925.30	1,072.59	1,162.82	1,997.89	2,274.81	4,848.50
(b) Hotel packages	325.82	275.45	135.71	601.27	154.39	553.51
(c) Other services	195.59	177.98	118.41	373.57	228.26	503.75
Total	1,446.71	1,526.02	1,416.94	2,972.73	2,657.46	5,905.76
Less: Inter segment revenue	-	-	-	-	-	-
Net segment revenue (A)	1,446.71	1,526.02	1,416.94	2,972.73	2,657.46	5,905.76
2. Segment results						
(a) Air passage	265.49	406.64	601.06	672.13	937.82	1,964.86
(b) Hotel packages	85.37	50.88	41.61	136.25	43.14	97.25
(c) Other services	19.28	12.18	5.09	31.46	15.88	34.77
Total (B)	370.14	469.70	647.76	839.84	996.84	2,096.88
Less: Finance cost (C)	14.37	11.45	20.00	25.82	34.49	59.66
Less: Depreciation and Amortization (D)	36.09	22.61	9.97	58.70	19.67	71.64
Add: Un-allocated income (E)	52.74	36.17	28.71	88.91	54.64	185.05
Profit before exceptional item and tax (F=B-C-D+E)	372.42	471.81	646.50	844.23	997.32	2,150.63
Exceptional loss (G)	-	-	-	-	-	724.31
Profit before tax (H=F-G)	372.42	471.81	646.50	844.23	997.32	1,426.32
3. Segment assets						
(a) Air Passage	4,226.96	4,567.61	5,672.76	4,226.96	5,672.76	3,959.16
(b) Hotel Packages	1,544.49	1,259.02	850.41	1,544.49	850.41	1,055.15
(c) Other services	335.04	238.42	213.85	335.04	213.85	245.94
Total	6,106.49	6,065.05	6,737.02	6,106.49	6,737.02	5,260.25
(d) Un-allocated assets	4,737.41	4,529.60	3,715.15	4,737.41	3,715.15	3,675.88
Total assets	10,843.90	10,594.65	10,452.17	10,843.90	10,452.17	8,936.13
4. Segment liabilities						
(a) Air Passage	2,769.94	3,006.62	2,158.84	2,769.94	2,158.84	1,837.49
(b) Hotel Packages	694.05	666.56	579.32	694.05	579.32	547.19
(c) Other services	31.66	46.48	32.37	31.66	32.37	53.75
Total	3,495.65	3,719.66	2,770.53	3,495.65	2,770.53	2,438.43
(d) Un-allocated liabilities	465.03	290.33	1,551.68	465.03	1,551.68	251.13
Total liabilities	3,960.68	4,009.99	4,322.21	3,960.68	4,322.21	2,689.56

For and on behalf of the Board of Directors of Easy Trip Planners Limited

NISHANT
PITTI  Digitally signed by
NISHANT PITTI
Date: 2024.11.14
16:38:16 +05'30'
Nishant Pitti
Director
DIN: 02172265

Place: New Delhi
Date: November 14, 2024