

NOTICE

NOTICE is hereby given that the 10th Annual General Meeting of the Members of **M/s Easy Trip Planners Private Limited** will be held on Friday, 28th Day of September, 2018 at shorter notice at 02.00 P.M. at its registered office situated at 223, F.I.E., Patparganj Industrial Area, New Delhi-110092 to transact the following businesses:-

Ordinary Business


1. To receive, consider and adopt the Audited Financial Statements of the Company for the Financial Year ended 31st March, 2018, together with the Reports of Board of Directors and Auditor's thereon.
2. To Re-appoint Statutory Auditors and fixing of their remuneration:

To consider and, if thought fit, to pass with or without modification(s), the following resolution as an Ordinary Resolution:

"RESOLVED THAT pursuant to the provisions of Section 139, 142 and all other applicable provisions, if any, of the Companies Act, 2013 read with the Companies (Audit and Auditors) Rules, 2014 (including any statutory modification(s) or re-enactment thereof for the time being in force), M/s S.R. Batliboi & Associates LLP, Chartered Accountants (Firm's Registration No. E300004) be and are hereby re-appointed as the Statutory Auditors of the Company, who shall hold office from the conclusion of this 10th Annual General Meeting for term of consecutive 4 years till conclusion of the 14th Annual General Meeting to be held in the year 2022, at such remuneration as may be decided by the Board of Directors of the Company.

RESOLVED FURTHER THAT the Board of Directors or Company Secretary of the Company be and is hereby severally authorized to do all such acts, matters and things as may be necessary to give effect to the above resolution."

For and on behalf of the Board
Easy Trip Planners Private Limited



Nishant Pitti
(Director)

DIN: 02172265



Bikant Pittie
(Director)

DIN: 03136369

Date: 28/09/2018

Place: New Delhi

Easy Trip Planners Pvt. Ltd

Head Office : Building No 223, Patparganj Industrial Area, Patparganj, New Delhi, Delhi 110092

Phone : +91 - 11 - 43030303, 43131313 E-mail : support@easemytrip.com Web : www.EaseMyTrip.com | CIN No. U63090DL2008PTC179041



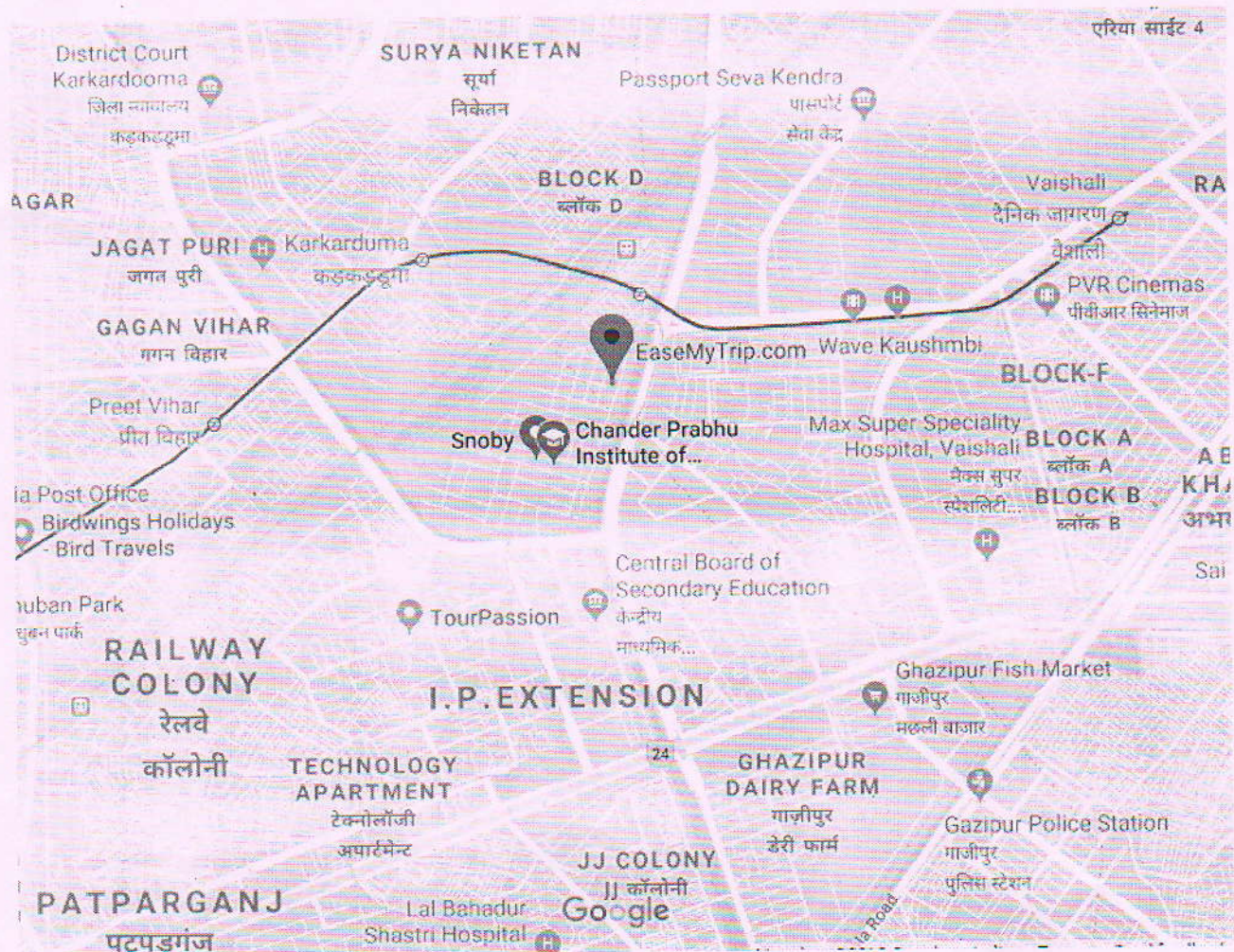
Incredible India
Approved by Ministry of Tourism
Government of India



NOTE:

1. A MEMBER ENTITLED TO ATTEND AND VOTE IS ENTITLED TO APPOINT A PROXY OR PROXIES TO ATTEND AND VOTE INSTEAD OF HIMSELF AND SUCH PROXY NEED NOT BE A MEMBER OF THE COMPANY. PROXIES IN ORDER TO BE VALID AND EFFECTIVE MUST BE DELIVERED AT THE REGISTERED OFFICE OF THE COMPANY NOT LATER THAN 48 HOURS BEFORE COMMENCEMENT OF THE MEETING. THE PROXY FORM IS ENCLOSED.
2. ALL DOCUMENTS REFERRED IN THE ACCOMPANYING NOTICE ARE OPEN FOR INSPECTION AT THE REGISTERED OFFICE OF THE COMPANY ON ALL WORKING DAYS BETWEEN 11:00 A.M TO 2:00 P.M UP TO THE DATE OF ANNUAL GENERAL MEETING, EXCEPT ON SUNDAYS AND OTHER HOLIDAYS.
3. A MEMBER DESIROUS OF GETTING ANY INFORMATION ON THE ACCOUNTS OR OPERATIONS OF THE COMPANY IS REQUIRED TO FORWARD HIS/HER QUERIES TO THE COMPANY SO THAT THE REQUIRED INFORMATION CAN BE MADE AVAILABLE AT THE MEETING.

Route Map:



ATTENDANCE SLIP
10TH ANNUAL GENERAL MEETING- 28TH SEPTEMBER, 2018

Registered Folio No./DP ID No./Client ID No.:

--	--	--	--	--	--	--	--	--	--	--	--	--

Number of Shares held

--	--	--	--	--	--	--	--

I certify that I am a member/proxy/authorised representative for the member of the Company.

I hereby record my presence at the Annual General Meeting of the Company to be held at 223, F.I.E., Patparganj Industrial Area, New Delhi -110092 on Friday, 28th September, 2018 at 02:00 p.m.

.....
Name of the member/proxy
(in BLOCK Letters)

.....
Signature of the member/proxy

Note:

1. Shareholders/Proxy holders wishing to attend the meeting should bring the duly filled attendance slip for the meeting.

Form No. MGT-11

PROXY FORM

[Pursuant to Section 105(6) of the Companies Act, 2013 and Rule 19(3) of the Companies (Management and Administration) Rules, 2014]

10TH ANNUAL GENERAL MEETING – 28TH SEPTEMBER, 2018

Name of the Member(s):
Registered address:
E-mail Id:
Folio No/ Clint Id:
DP ID:

1. Name:
Address:.....
E-mail Id:.....
Signature:, or failing him/her

2. Name:
Address:.....
E-mail Id:.....
Signature:

as my/our proxy to attend and vote (on a poll) for me/us and on my/our behalf at 05th Annual General Meeting of members of the Company, to be held on Friday, 28th September, 2018 at 02:00 p.m. at registered office situated at 223, F.I.E., Patparganj Industrial Area, New Delhi -110092 and at any adjournment thereof in respect of such resolutions as are indicated below:

Resolution No.	Description of Resolution	Vote(optional see Note 2) (Mention number of shares)		
		For	Against	Abstain
1.	Adoption of Audited Financial Statements of the Company for the financial year ended March 31 st 2018, and the Reports of the Board and Auditors			
2.	Re-appointment of M/s S.R. Batliboi & Associates LLP, Chartered Accountants (firm registration number E300004), as the Statutory Auditors of the company and fixing their remuneration			

Signed this day of.....2018

Signature of Shareholder:.....

Signature of Proxy holder(s):.....

Affix Revenue Stamp of Rs.1

Note:

1. This form of proxy in order to be effective should be duly completed and deposited at the Registered Office of the Company, not less than 48 hours before the Annual General Meeting.
2. If you leave the "for", "against", "abstain" column blank against any or all of the resolutions, your proxy will be entitled to vote in the manner as he/she may deem appropriate.

DIRECTORS' REPORT

**To,
The Members,**

Your Directors have pleasure in presenting their 10th Annual Report on the business and operations of the Company together with the audited results for the financial year ended 31st March 2018.

Financial Results:-

(Amount in Rs.)

Particulars	2017-18	2016-17
Revenue from operations & Other Income	1,244,341,646	726,176,167
Expenses (including finance cost)	97,25,12,661	53,91,87,503
Profit / (Loss) before Tax	271,828,985	186,988,664
Tax Expenses	65,640,009	63,856,042
Profit/ (Loss) after Tax from continued operations	20,61,88,976	12,31,32,622
Profit/ (Loss) after Tax from discontinued operations	(102,220,335)	21,498,126
Earning Per Share:		
Computed on the basis of Profit from Continued Operations (Basic & Diluted)	28.47	17
Computed on the basis of Total Profit for the year (Basic & Diluted)	14.35	19.97

Review of Operations/ State of Company's Affairs

During the period under review, the Company recorded a Net Profit of Rs. 20,61,88,976/- (from continuing operations) as compared to the Net Profit of Rs. 12,31,32,622/- (from continuing operations) in the previous year. The Board of Directors is taking all necessary steps to accelerate the performance of the Company.

Dividend

Your Board of Directors in order to conserve the resources of the Company for the future development and growth has not recommended any dividend on Equity Shares.

Transfer to Reserves

Your Board of Directors do not propose to transfer any amount to reserve in the Balance Sheet for the Financial Year ended March 31, 2018.

Easy Trip Planners Pvt. Ltd

Head Office : Building No 223, Patparganj Industrial Area, Patparganj, New Delhi, Delhi 110092

Phone : +91 - 11 - 43030303, 43131313 E-mail : support@easemytrip.com Web : www.EaseMyTrip.com | CIN No. U63090DL2908PTC179041



Material Changes and Commitment

There were no material changes and commitments, affecting the financial position of the Company which have occurred between the end of the financial year of the Company to which the financial statement relates and the date of the report.

Changes in the nature of Business

There was no change in the nature of business of the Company.

Changes in Share Capital

During the period under review, the Authorized Share Capital of the Company increased from Rs. 1,00,00,000/- (Rupees One Crore Only) to Rs. 10,00,00,000/- (Rupees Ten Crore Only). Further, the Board of Directors of the Company in their meeting held on 31st March, 2018 made an allotment of 71,17,190 Equity Shares pursuant to Bonus Issue of Shares pursuant to which the paid-up share capital of the Company increased from Rs. 12,58,100/- (Rupees Twelve Lakh Fifty-Eight Thousand One Hundred Only) to Rs. 7,24,30,000/- (Rupees Seven Crore Twenty-Four Lakh Thirty Thousand Only).

Deposits

Your Company has not accepted/renewed any public deposits during the financial year under review.

Subsidiaries/Associate Companies/ Joint Ventures

As at March 31, 2018, the Company does not have any subsidiary(ies) / associate companies / joint ventures, therefore the provision of Section 129(3) of the Companies Act, 2013 are not applicable to the Company.

Particulars of Employees

There are no employees in the Company whose Information is required to be disclosed in terms of the provisions of Rule 5(2) and 5(3) of the Companies (Appointment and Remuneration of Managerial Personnel) Rules, 2014.

Conservation of Energy, Technology Absorption and Foreign Exchange Earnings and Outgo

The information on conservation of energy, technology absorption and foreign exchange earnings and outgo as stipulated under Section 134(3)(m) of the Companies Act, 2013 read with Rule 8(3) of the Companies (Accounts) Rules, 2014 are given at "**Annexure-A**" hereto and form part of this report.



Policy on Prohibition, Prevention and Redressal of Sexual Harassment of Women at Workplace

Your Company has been following a policy on Prohibition, Prevention and Redressal of Sexual Harassment of Women at workplace and matter connected therewith or incidental thereto covering all the aspects as contained under "The Sexual Harassment of Women at Workplace (Prohibition, Prevention and Redressal) Act, 2013".

The Company has complied with the provisions relating to the constitution of Internal Complaints Committee under "The Sexual Harassment of Women at Workplace (Prohibition, Prevention and Redressal) Act, 2013" and has constituted an 'Internal Complaints Committee' which handle/ deal all the matters connected therewith or incidental therewith.

During the period under review, no complaint was received.

Directors' Responsibility Statement

In terms of the provisions of Section 134(3)(c) of the Companies Act, 2013 your Directors confirm that-

- (a) in the preparation of the annual accounts, the applicable accounting standards had been followed along with proper explanation relating to material departures;
- (b) the Directors have selected such accounting policies and applied them consistently and made judgments and estimates that are reasonable and prudent so as to give a true and fair view of the state of affairs of the company at the end of the financial year and of the profit of the company for that period;
- (c) the Directors have taken proper and sufficient care for the maintenance of adequate accounting records in accordance with the provisions of this Act for safeguarding the assets of the company and for preventing and detecting fraud and other irregularities;
- (d) the Directors have prepared the annual accounts on a going concern basis; and
- (e) the Directors have devised proper systems to ensure compliance with the provisions of all applicable laws and that such systems were adequate and operating effectively.

Compliance of Secretarial Standards

During the financial year under review your Company has duly followed all applicable Secretarial Standards, i.e. SS-1 and SS-2, relating to 'Meetings of the Board of Directors' and 'General Meetings'.

Number of Meetings of the Board of Directors

During the period under review, the Board met Twelve (12) times i.e. on 5th May, 2017, 28th August, 2017, 3rd November, 2017, 8th December, 2017, 22nd December, 2017, 26th



December, 2017, 17th February, 2018, 9th March, 2018, 12th March, 2018, 30th March, 2018, 31st March, 2018 and 31st March, 2018 as per the under noted attendance. The maximum interval between two meetings was in the compliance of provisions of the Act. The requisite quorum was present in all the meetings.

S. No	Name	Designation	No. of Meetings	
			Held During the Tenure	Attended
1.	Mr. Nishant Pitti	Director	12	12
2.	Mr. Rikant Pittie	Director	12	12
3.	Mr. Prashant Pitti	Director	12	12

Auditors

Pursuant to the provisions of Section 139 of the Companies Act, 2013 read with the rules made thereunder, M/s Kamal Jhunjhunwala & Co., Chartered Accountants, New Delhi (ICAI Registration No. 091826), were appointed as Statutory Auditors of the Company for a period of 5 years commencing from 2014-15 till the conclusion of the Annual General Meeting to be held for the financial year 2018-19 subject to ratification at every Annual General Meeting. A confirmation that the said appointment would be in accordance with the applicable provisions of Section 139 and 141 of the Companies Act, 2013 has been received from the Auditors.

Further, vide Ministry of Corporate Affairs (MCA) notification dated 7th May, 2018, the requirement for ratification of appointment of statutory auditors has been dispensed with.

Auditors' Report

There is no qualification, reservation or adverse remark or disclaimer made by the Auditor in his Report on the financials of the Company. The observations of the Auditors in their report are self-explanatory and therefore, in the opinion of the Directors, do not call for further comments.

Changes in the Composition of Board

During the period under review, there was no change in the composition of the Board of Directors of the Company.

Extract of the Annual Return

The extract of the Annual Return in Form No. MGT-9 as provided under Section 92(3) of the Companies Act, 2013 is annexed as "Annexure-B".



Particulars of loans, guarantees or investments under Section 186 of the Companies Act, 2013

Particulars of loans, guarantees/ securities and investments have been disclosed in the notes to the financial statements.

Particulars of Contracts or Arrangements with related parties under Section 188 of the Companies Act, 2013

The Company has adequate procedures for the purpose of identification and monitoring of related party(ies) and related party transactions. During the period, in terms of the provisions of the Companies Act, 2013 read with the Rules made thereunder, the Company entered into certain related party transactions and which are being reported in **Form AOC-2** in terms of the Section 134 of the Companies Act, 2013 read with the Rules made thereunder is annexed as "**Annexure-C**".

Fraud Reported by Auditors

There was no fraud reported by the Statutory Auditors under Section 143(12) of the Companies Act, 2013 to the Board of Directors during the period under review.

Risk Management

The Company has an established risk management framework that enables regular and active monitoring of business activities for identification, assessment and mitigation of potential internal or external risks.

The Board of Directors are overall responsible for identifying, evaluating and managing all significant risks faced by the Company. The Company is continuously reviewing the internal financial control systems and risk management process to further strengthen the same.

Internal Financial Controls and Systems

The Company has instituted a robust of internal control to ensure optimum use and protection of assets, facilitate accurate and timely reporting of financial statements and preparation of management reports and compliance with statutory laws, regulations and Company's policies including identification, review and management of risks. The Board ensures that the established systems, procedures are diligently adhered to and the Company conducts its business in complete compliance with legal, statutory and regulatory requirements.

Significant and material orders passed by regulators or courts

During the financial year under review, there are no significant material orders passed by the regulators/ courts which would impact the going concern status of the Company and its future operations.



Corporate Social Responsibility (CSR) Initiatives

In terms of the provisions of Section 135 of the Companies Act, 2013 read with the Rules made thereunder, the Composition of CSR Committee is as follows: -

1. Mr. Nishant Pitti Member
2. Mr. Rikant Pittie Member
3. Mr. Prashant Pitti Member

Terms of Reference of CSR Committee: -

1. Formulate, recommend and modify/alter whenever necessary, CSR Policy which shall indicate the projects/programmes/activities to be undertaken by the Company, as specified in Schedule VII to the Act;
2. Recommend the amount of expenditure to be incurred on the projects / programmes / activities referred to in clause (i) above;
3. Institutionalize transparent monitoring mechanism for ensuring implementation of the CSR projects / programmes / activities; and
4. Any other activity / functions, as may be assigned by the Board.

In terms of the provisions of Section 135 of the Act read with the Rules made thereunder, the Average Net Profit of the Company made during the three immediately preceding financial years was Rs. 10,86,12,238/- (Rupees Ten Crore Eighty-Six Lakh Twelve Thousand Two Hundred and Thirty-Eight Only) (approx). The Company was required to spend in every financial year at least 2% of the average net profit of the Company made during the three immediately preceding financial years in pursuance of the CSR Policy. Accordingly, an amount of Rs. 21,72,245/- (Rupees Twenty-One Lakh Seventy-Two Thousand Two Hundred and Forty Five Only) (approx.) was required to be spent on the CSR activities for the financial year ending on 31st March, 2018.

During the period under review, the CSR Committee met Two (2) times i.e. on 28th August, 2017 and 30th March, 2018 as per the under noted attendance. The requisite quorum was present in all the meetings.

S. No	Name	Designation	No. of Meetings	
			Held During the Tenure	Attended
1.	Mr. Nishant Pitti	Director	02	02
2.	Mr. Rikant Pittie	Director	02	02
3.	Mr. Prashant Pitti	Director	02	02

Further the Company was unable to spend the required CSR contribution due to absence of any suitable avenue.

The Annual Report on CSR activities in the prescribed format under the Companies (Corporate Social Responsibility Policy) Rules, 2014 is placed at "Annexure-B" to this report.



Maintenance of Cost Records

The Company is not required to maintain cost records as specified by the Central Government under sub-section (1) of section 148 of the Companies Act, 2013 and accordingly such accounts and records are not made and maintained.

Acknowledgement

Your Directors would like to express their sincere appreciation for assistance and co-operation received from the vendors and stakeholders including financial institutions, banks, Central and State Government authorities, customers and other business associates, who have extended their valuable and sustained support and encouragement during the year under review.

**For and on behalf of the Board of Directors
Easy Trip Planners Private Limited**




Nishant Pitti
Director
DIN: 02172265


Rikant Pittie
Director
DIN: 03136369

Date: 28th September, 2018
Place: New Delhi

Annexure - "A"

Particulars required to be disclosed under Section 134(3)(m) of the Companies Act, 2013 read with the Companies (Accounts) Rules, 2014:

A. CONSERVATION OF ENERGY:

(i)	The steps taken or impact on conservation of energy;	Nil
(ii)	The steps taken by the company for utilizing alternate sources of energy;	Nil
(iii)	The capital investment on energy conservation equipment's;	Nil

B. TECHNOLOGY ABSORPTION:

(i)	The efforts made towards technology absorption;	Nil
(ii)	The benefits derived like product improvement, cost reduction, product development or import substitution;	Nil
(iii)	In case of imported technology (imported during the last three years reckoned from the beginning of the financial year)- (a) the details of technology imported; (b) the year of import; (c) whether the technology been fully absorbed; (d) if not fully absorbed, areas where absorption has not taken place, and the reasons thereof; and	Nil
(iv)	The expenditure incurred on Research and Development.	Nil

C. FOREIGN EXCHANGE EARNINGS AND OUTGO:

		2017-18	2016-17
(i)	The Foreign Exchange earned in terms of actual inflows during the year; and	Nil	Nil
(ii)	The Foreign Exchange outgo during the year in terms of actual outflows.	Nil	Nil

For and on behalf of the Board of Directors
Easy Trip Planners Private Limited



Nishant Pitti
Nishant Pitti
Director

DIN: 02172265

Rikant Pittie
Rikant Pittie
Director

DIN: 03136369

Date: 28th September, 2018
Place: New Delhi

Annexure- "B"

Annual Report on Corporate Social Responsibility (CSR) Activities for the FY' 2017-18

1. A brief outline of the Company's CSR policy, including overview of projects or programs proposed to be undertaken and a reference to the web-link to the CSR policy and projects or programmes:

The Policy recognizes commitment towards creating common good for all and seeks to implement CSR activities to integrate economic, environmental and social objectives with its overall objectives for common good.

However, during the year under review, the Company was unable to spend the required CSR contribution due to absence of any suitable avenue.

2. The Composition of the CSR Committee

The CSR Committee of the Board comprises of three (3) members namely Mr. Nishant Pitti (Chairman), Mr. Prashant Pitti and Mr. Rikant Pittie (Member).

3. Average net profit of the company for last three financial years Rs. 10,86,12,238/-

4. Prescribed CSR Expenditure

(2% of the amount as in item 3 above) 21,72,245/-

5. Details of CSR spent for the financial year:

- (a) Total amount to be spent for the financial year; Nil
- (b) Amount unspent, if any; Nil
- (c) Manner in which the amount spent during the financial year is as follows: Nil

(1)	(2)	(3)	(4)	(5)	(6)	(7)	(8)
Sl. No.	CSR project or activity identified	Sector in which the project is covered	Projects or programmes: (1) Local Area or other (2) Specify the state and district where projects or programmes was undertaken	Amount Outlay (Budget) Project or programme wise	Amount spent on the projects or programmes Sub heads (1) Direct expenditure on projects or programmes (2) Overheads	Cumulative expenditure upto the reporting period	Amount spent: Direct or through implementing agency
-	-	-	-	-	-	-	-



6. In case the company has failed to spend the two percent of the average net profit of the last three financial years or any part thereof, the reason for not spending the amount in its Board report:

The Company was unable to spend the required CSR contribution due to absence of any suitable avenue.

7. A responsibility statement of the CSR Committee that the implementation and monitoring of CSR policy, is in compliance with CSR objectives and Policy of the company.

The CSR committee confirms that the implementation and monitoring of CSR policy, is in compliance with CSR objectives and Policy of the Company

For and on behalf of the Board of Directors
Easy Trip Planners Private Limited



Nishant Pitti
Director
DIN: 02172265

Rikant Pittie
Director
DIN: 03136369

Date: 28th September, 2018
Place: New Delhi

Form No. AOC-2

(Pursuant to clause (h) of sub-section (3) of section 134 of the Act and Rule 8(2) of the Companies(Accounts) Rules, 2014)

Form for disclosure of particulars of contracts/arrangements entered into by the company with related parties referred to in sub-section (1) of section 188 of the Companies Act, 2013 including certain arm's length transactions under third proviso thereto

1. Details of contracts or arrangements or transactions not at arm's length basis: N.A.

- (a) Name(s) of the related party and nature of relationship:
- (b) Nature of contracts/arrangements/transactions:
- (c) Duration of the contracts / arrangements/transactions:
- (d) Salient terms of the contracts or arrangements or transactions including the value, if any:
- (e) Justification for entering into such contracts or arrangements or transactions:
- (f) Date(s) of approval by the Board:
- (g) Amount paid as advances, if any:
- (h) Date on which the special resolution was passed in general meeting as required under first proviso to section 188:

2. Details of material contracts or arrangement or transactions at arm's length basis:

- 1. (a) Name(s) of the related party and nature of relationship: Mr. Nishant Pitti, Director
- (b) Nature of contracts/arrangements/transactions: Leasing of Property
- (c) Duration of the contracts / arrangements/transactions: 11 months.
- (d) Salient terms of the contracts or arrangements or transactions including the value, if any: Leasing of Property at a rent of Rs. 75,000/- per month for 1651 Sq. ft.
- (e) Date(s) of approval by the Board, if any: 5th May, 2017
- (f) Amount paid as advances, if any: Nil
- 2.(a) Name(s) of the related party and nature of relationship: Mr. Anil Pitti
- (b) Nature of contracts/arrangements/transactions: Related Party's Appointment to the office or place of profit.
- (c) Duration of the contracts / arrangements/transactions: N.A.
- (d) Salient terms of the contracts or arrangements or transactions including the value, if any: Rs. 3,00,000/- per month.
- (e) Date(s) of approval by the Board, if any: 5th May, 2017
- (f) Amount paid as advances, if any: Nil
- 3.(a) Name(s) of the related party and nature of relationship: Mrs. Renu Aggarwal
- (b) Nature of contracts/arrangements/transactions: Related Party's Appointment to the office or place of profit.
- (c) Duration of the contracts / arrangements/transactions: N.A.



(d) Salient terms of the contracts or arrangements or transactions including the value, if any:
Rs. 80,000/- per month.

(e) Date(s) of approval by the Board, if any: 5th May, 2017

(f) Amount paid as advances, if any: Nil

4.(a) Name(s) of the related party and nature of relationship: Mrs. Sakshi Pitti

(b) Nature of contracts/arrangements/transactions: Related Party's Appointment to
the office or place of profit.

(c) Duration of the contracts / arrangements/transactions: N.A.

(d) Salient terms of the contracts or arrangements or transactions including the value, if any:
Rs. 80,000/- per month.

(e) Date(s) of approval by the Board, if any: 5th May, 2017

(f) Amount paid as advances, if any: Nil

5.(a) Name(s) of the related party and nature of relationship: Mrs. Minal Bansal

(b) Nature of contracts/arrangements/transactions: Related Party's Appointment to
the office or place of profit.

(c) Duration of the contracts / arrangements/transactions: N.A.

(d) Salient terms of the contracts or arrangements or transactions including the value, if any:
Rs. 80,000/- per month.

(e) Date(s) of approval by the Board, if any: 5th May, 2017

(f) Amount paid as advances, if any: Nil

6.(a) Name(s) of the related party and nature of relationship: Mrs. Heena Vanjani

(b) Nature of contracts/arrangements/transactions: Related Party's Appointment to
the office or place of profit.

(c) Duration of the contracts / arrangements/transactions: N.A.

(d) Salient terms of the contracts or arrangements or transactions including the value, if any:
Rs. 80,000/- per month.

(e) Date(s) of approval by the Board, if any: 5th May, 2017

(f) Amount paid as advances, if any: Nil

7.(a) Name(s) of the related party and nature of relationship: Neargroup Services
Private Limited, Mr. Prashant Pitti is the Common Director.

(b) Nature of contracts/arrangements/transactions: Leasing of the Property

(c) Duration of the contracts / arrangements/transactions: 7 months

(d) Salient terms of the contracts or arrangements or transactions including the value, if any:
Consolidated Rent of Rs. 11,52,000/- for a period of seven months.

(e) Date(s) of approval by the Board, if any: 3rd November, 2017

(f) Amount paid as advances, if any: Nil



8. (a) Name(s) of the related party and nature of relationship: Mr. Nishant Pitti, Director
(b) Nature of contracts/arrangements/transactions: Leasing of Property
(c) Duration of the contracts / arrangements/transactions: 11 months.
(d) Salient terms of the contracts or arrangements or transactions including the value, if any:
Leasing of Property at a rent of Rs. 75,000/- per month for 1651 Sq. ft.
(e) Date(s) of approval by the Board, if any: 26th December, 2017
(f) Amount paid as advances, if any: Nil

**For and on behalf of the Board of Directors
Easy Trip Planners Private Limited**




Nishant Pitti
Director
DIN: 02172265


Rikant Pittie
Director
DIN: 03136369

Date: 28th September, 2018
Place: New Delhi

MGT 9 EXTRACT OF ANNUAL RETURN as on financial year ended on 31.03.2018 Pursuant to Section 92 (3) of the Companies Act, 2013 and Rule 12(1) of the Company (Management & Administration) Rules, 2014.			
I REGISTRATION & OTHER DETAILS:			
i	CIN	U63090DL2008PTC179041	
ii	Registration Date	04-06-2008	
iii	Name of the Company	Easy Trip Planners Private Limited	
iv	Category/Sub-category of the Company	Private Company/ Limited by Shares	
v	Address of the Registered office & contact details	223 FIE, Patparganj Industrial Area, Delhi- 110092 dcr@easemytrip.com	
vi	Whether listed company	No	
vii	Name, Address & contact details of the Registrar & Transfer Agent, if any	N.A.	
II PRINCIPAL BUSINESS ACTIVITIES OF THE COMPANY All the business activities contributing 10% or more of the total turnover of the company shall be stated			
Sl. No.	Name & Description of main products/services	NIC Code of the Product /service	% to total turnover of the company
i	Travel agency and tour operator activities	791	100

III PARTICULARS OF HOLDING, SUBSIDIARY & ASSOCIATE COMPANIES

Sl. No.	NAME & ADDRESS OF THE COMPANY	CIN/GLN	HOLDING/ SUBSIDIARY/ ASSOCIATE	% OF HOLDING	APPLICABLE SECTION
		NIL			



Easy Trip Planners Pvt. Ltd

Head Office : Building No 223, Patparganj Industrial Area, Patparganj, New Delhi, Delhi 110092

Phone : +91 - 11 - 43030303, 43131313 E-mail : support@easemytrip.com Web : www.EaseMyTrip.com | CIN No. U63090DL2008PTC179041



Incredible India
Approved by Ministry of Tourism
Government of India



Category of Shareholders	No. of Shares held at the beginning of the year				No. of Shares held at the end of the year				% change during the year
	Demat	Physical	Total	% of Total Shares	Demat	Physical	Total	% of Total Shares	
A. Promoters									
(1) Indian	-	-	-	-	-	-	-	-	-
a) Individual/HUF	-	1,25,810	1,25,810	100	-	72,43,000	72,43,000	100	0
b) Central Govt. or State Govt.	-	-	-	-	-	-	-	-	-
c) Bodies Corporates	-	-	-	-	-	-	-	-	-
d) Bank/FI	-	-	-	-	-	-	-	-	-
e) Any other	-	-	-	-	-	-	-	-	-
SUB TOTAL:(A) (1)	-	1,25,810	1,25,810	100	-	72,43,000	72,43,000	100	0
(2) Foreign									
a) NRI- Individuals	-	-	-	-	-	-	-	-	-
b) Other Individuals	-	-	-	-	-	-	-	-	-
c) Bodies Corp.	-	-	-	-	-	-	-	-	-
d) Banks/FI	-	-	-	-	-	-	-	-	-
e) Any other...	-	-	-	-	-	-	-	-	-
SUB TOTAL (A) (2)	-	-	-	-	-	-	-	-	-
Total Shareholding of Promoter (A)= (A)(1)+(A)(2)	-	1,25,810	1,25,810	100	-	72,43,000	72,43,000	100	0
B. PUBLIC SHAREHOLDING									
(1) Institutions									
a) Mutual Funds	-	-	-	-	-	-	-	-	-
b) Banks/FI	-	-	-	-	-	-	-	-	-
c) Central govt	-	-	-	-	-	-	-	-	-
d) State Govt.	-	-	-	-	-	-	-	-	-
e) Venture Capital Fund	-	-	-	-	-	-	-	-	-
f) Insurance Companies	-	-	-	-	-	-	-	-	-
g) FIIS	-	-	-	-	-	-	-	-	-
h) Foreign Venture Capital Funds	-	-	-	-	-	-	-	-	-
i) Others (specify)	-	-	-	-	-	-	-	-	-
SUB TOTAL (B)(1):	-	-	-	-	-	-	-	-	-
(2) Non Institutions									
a) Bodies corporates	-	-	-	-	-	-	-	-	-
i) Indian	-	-	-	-	-	-	-	-	-
ii) Overseas	-	-	-	-	-	-	-	-	-
b) Individuals	-	-	-	-	-	-	-	-	-
i) Individual shareholders holding nominal share capital upto Rs.1 lakh	-	-	-	-	-	-	-	-	-
ii) Individuals shareholders holding nominal share capital in excess of Rs. 1 lakh	-	-	-	-	-	-	-	-	-
c) Others (specify)	-	-	-	-	-	-	-	-	-
SUB TOTAL (B)(2):	-	-	-	-	-	-	-	-	-
Total Public Shareholding (B)= (B)(1)+(B)(2)	-	-	-	-	-	-	-	-	-
C. Shares held by Custodian for GDRs & ADRs	-	-	-	-	-	-	-	-	-
Grand Total (A+B+C)	-	1,25,810	1,25,810	100	-	72,43,000	72,43,000	100	0



(II) SHARE HOLDING OF PROMOTERS

Sl No.	Shareholders Name	Shareholding at the beginning of the year			Shareholding at the end of the year			% change in share holding during the year
		No of shares	% of total shares of the company	% of shares pledged encumbered to total shares	No of shares	% of total shares of the company	% of shares pledged encumbered to total shares	
1	Mr. Nishant Pitti	62,670	49.82	0	36,07,971	50	0	0
2	Mr. Prashant Pitti	640	0.51	-	36,845	0.51	0	0
3	Mr. Rikant Pittie	62,500	49.68	0	35,98,184	49.68	0	0
	Total	1,25,810	100	0	72,43,000	100	0	0

(III) CHANGE IN PROMOTERS' SHAREHOLDING (SPECIFY IF THERE IS NO CHANGE)

Sl. No.		Share holding at the beginning of the Year		Cumulative Shareholding during the year	
		No. of Shares	% of total shares of the company	No of shares	% of total shares of the company
1	At the beginning of the year	1,25,810	100	1,25,810	100
	Date wise increase/decrease in Promoters Share holding during the year specifying the reasons for increase/decrease (pursuant to allotment of shares vide Board Resolution dated 31 03-2018)	71,17,190	-	71,17,190	-
2	At the end of the year.	72,43,000	100	72,43,000	100

**(iv) Shareholding Pattern of top ten Shareholders (other than Directors, Promoters & Holders of GDRs & ADRs)
(Not Applicable)**

Sl. No		Shareholding at the beginning of the year		Cumulative Shareholding during the year	
		No. of shares	% of total shares of the company	No of shares	% of total shares of the company
	For Each of the Top 10 Shareholders				
1	At the beginning of the year	-	-	-	-
	Date wise increase/decrease in Promoters Share holding during the year specifying the reasons for increase/decrease (e.g. allotment/transfer/bonus/sweat equity etc.)	-	-	-	-
2	At the end of the year (or on the date of separation, if separated during the year)	-	-	-	-

(v) Shareholding of Directors and Key Managerial Personnel:

Sl. No		Shareholding at the beginning of the year		Cumulative Shareholding during the year	
		No. of shares	% of total shares of the company	No of shares	% of total shares of the company
	For Each of the Directors & KMP				
1	At the beginning of the year	1,25,810	100	1,25,810	100
	Date wise increase/decrease in Promoters Share holding during the year specifying the reasons for increase/decrease (pursuant to allotment of shares vide Board Resolution dated 31 03-2018)	71,17,190	-	71,17,190	-
2	At the end of the year	72,43,000	100	72,43,000	100



V INDEBTEDNESS

(Amount in Rs.)

Indebtedness of the Company including interest outstanding/accrued but not due for payment				
	Secured Loans excluding deposits	Unsecured Loans	Deposits	Total Indebtedness
Indebtedness at the beginning of the financial year				
i) Principal Amount	-	10,37,00,000	-	10,37,00,000
ii) Interest due but not paid	-	-	-	-
iii) Interest accrued but not due	-	-	-	-
Total (i+ii+iii)	-	-	-	-
Change in Indebtedness during the financial year				
Additions	-	-	-	-
Reduction	-	10,37,00,000	-	10,37,00,000
Net Change	-	10,37,00,000	-	10,37,00,000
Indebtedness at the end of the financial year				
i) Principal Amount	-	0	-	0
ii) Interest due but not paid	-	-	-	-
iii) Interest accrued but not due	-	-	-	-
Total (i+ii+iii)	-	0	-	0

VI REMUNERATION OF DIRECTORS AND KEY MANAGERIAL PERSONNEL

A. Remuneration to Managing Director, Whole time director and/or Manager: Nil

B. Remuneration to other directors:

(Amount in Rs.)

Sl.No	Particulars of Remuneration	Name of the Directors			Total Amount
		Mr. Nishant Pithi	Mr. Prashant Pithi	Mr. Rikant Pithi	
1	Independent Directors	-	-	-	-
	(a) Fee for attending board committee meetings	-	-	-	-
	(b) Commission	-	-	-	-
	(c) Others, please specify	-	-	-	-
	Total (1)	-	-	-	-
2	Other Non Executive Directors	-	-	-	-
	(a) Fee for attending board committee meetings	-	-	-	-
	(b) Commission	-	-	-	-
	(c) Others, please specify	2,88,00,000	96,00,000	2,30,40,000	6,14,40,000
	Total (2)				
	Total = (1)+(2)	2,88,00,000	96,00,000	2,30,40,000	6,14,40,000
	Total Managerial Remuneration				
	Overall Ceiling as per the Act*				

* Being a Private Company Section 197 is not applicable to the Company.

C. REMUNERATION TO KEY MANAGERIAL PERSONNEL OTHER THAN MD/MANAGER/WTD: Nil



VII PENALTIES/PUNISHMENT/COMPOUNDING OF OFFENCES

Type	Section of the Companies Act, 2013	Brief Description	Details of Penalty/ Punishment/ Compounding fees Imposed	Authority (RD/NCLT/Court)	Appeal made If any (give details)
A. COMPANY					
Penalty	Nil	Nil	Nil	Nil	Nil
Punishment	Nil	Nil	Nil	Nil	Nil
Compounding	Nil	Nil	Nil	Nil	Nil
B. DIRECTORS					
Penalty	Nil	Nil	Nil	Nil	Nil
Punishment	Nil	Nil	Nil	Nil	Nil
Compounding	Nil	Nil	Nil	Nil	Nil
C. OTHER OFFICERS IN DEFAULT					
Penalty	Nil	Nil	Nil	Nil	Nil
Punishment	Nil	Nil	Nil	Nil	Nil
Compounding	Nil	Nil	Nil	Nil	Nil

For and on behalf of the Board of Directors
Easy Trip Planners Private Limited



Nishant Pithl
Nishant Pithl
Director
DIN:-02172265

Rikant Pithl
Rikant Pithl
Director
DIN:- 03136369

Date: 28th September, 2018
Place: New Delhi

INDEPENDENT AUDITOR'S REPORT

To the Members of Easy Trip Planners Private Limited

Report on the Financial Statements

We have audited the accompanying financial statements of Easy Trip Planners Private Limited ("the Company"), which comprise the Balance Sheet as at March 31, 2018, the Statement of Profit and Loss and Cash Flow Statement for the year then ended, and a summary of significant accounting policies and other explanatory information.

Management's Responsibility for the Financial Statements

The Company's Board of Directors is responsible for the matters stated in Section 134(5) of the Companies Act, 2013 ("the Act") with respect to the preparation of these financial statements that give a true and fair view of the financial position, financial performance and cash flows of the Company in accordance with accounting principles generally accepted in India, including the Companies (Accounting Standards) Rules, 2006 (as amended) specified under section 133 of the Act, read with the Companies (Accounts) Rules, 2014. This responsibility also includes maintenance of adequate accounting records in accordance with the provisions of the Act for safeguarding of the assets of the Company and for preventing and detecting frauds and other irregularities; selection and application of appropriate accounting policies; making judgments and estimates that are reasonable and prudent; and the design, implementation and maintenance of adequate internal financial control that were operating effectively for ensuring the accuracy and completeness of the accounting records, relevant to the preparation and presentation of the financial statements that give a true and fair view and are free from material misstatement, whether due to fraud or error.

Auditor's Responsibility

Our responsibility is to express an opinion on these financial statements based on our audit. We have taken into account the provisions of the Act, the accounting and auditing standards and matters which are required to be included in the audit report under the provisions of the Act and the Rules made thereunder. We conducted our audit in accordance with the Standards on Auditing, issued by the Institute of Chartered Accountants of India, as specified under Section 143(10) of the Act. Those Standards require that we comply with ethical requirements and plan and perform the audit to obtain reasonable assurance about whether the financial statements are free from material misstatement.

An audit involves performing procedures to obtain audit evidence about the amounts and disclosures in the financial statements. The procedures selected depend on the auditor's judgment, including the assessment of the risks of material misstatement of the financial statements, whether due to fraud or error. In making those risk assessments, the auditor considers internal financial control relevant to the Company's preparation of the financial statements that give a true and fair view in order to design audit procedures that are appropriate in the circumstances. An audit also includes evaluating the appropriateness of accounting policies used and the reasonableness of the accounting estimates made by the Company's Directors, as well as evaluating the overall presentation of the financial statements. We believe that the audit evidence we have obtained is sufficient and appropriate to provide a basis for our audit opinion on the financial statements.

Opinion

In our opinion and to the best of our information and according to the explanations given to us, the financial statements give the information required by the Act in the manner so required and give a true and fair view in conformity with the accounting principles generally accepted in India of the state of affairs of the Company as at March 31, 2018, its profit, and its cash flows for the year ended on that date.



Other Matter

The financial statements of the Company for the year ended March 31, 2017, included in these financial statements, have been audited by the predecessor auditor who expressed an unmodified opinion on those statements on February 17, 2018.

Report on Other Legal and Regulatory Requirements

1. As required by the Companies (Auditor's report) Order, 2016 ("the Order") issued by the Central Government of India in terms of sub-section (11) of section 143 of the Act, we give in the Annexure 1 a statement on the matters specified in paragraphs 3 and 4 of the Order.
2. As required by section 143 (3) of the Act, we report that:
 - (a) We have sought and obtained all the information and explanations which to the best of our knowledge and belief were necessary for the purpose of our audit;
 - (b) In our opinion proper books of account as required by law have been kept by the Company so far as it appears from our examination of those books;
 - (c) The Balance Sheet, Statement of Profit and Loss, and Cash Flow Statement dealt with by this Report are in agreement with the books of account;
 - (d) In our opinion, the aforesaid financial statements comply with the Companies (Accounting Standards) Rules, 2006 (as amended) specified under section 133 of the Act, read with the Companies (Accounts) Rules, 2014;
 - (e) On the basis of written representations received from the directors as on March 31, 2018, and taken on record by the Board of Directors, none of the directors is disqualified as on March 31, 2018, from being appointed as a director in terms of section 164 (2) of the Act;
 - (f) With respect to the adequacy of the internal financial controls over financial reporting of the Company with reference to these standalone financial statements and the operating effectiveness of such controls, refer to our separate Report in "Annexure 2" to this report;
 - (g) The provisions of section 197 read with Schedule V of the Act are not applicable to the Company for the year ended March 31, 2018.
 - (h) With respect to the other matters to be included in the Auditor's Report in accordance with Rule 11 of the Companies (Audit and Auditors) Rules, 2014, in our opinion and to the best of our information and according to the explanations given to us:
 - i. The Company has disclosed the impact of pending litigations on its financial position in its financial statements – Refer Note 24 to the financial statements;
 - ii. The Company did not have any long-term contracts including derivative contracts for which there were any material foreseeable losses.



S.R. BATLIBOI & ASSOCIATES LLP

Chartered Accountants

- iii. There were no amounts which were required to be transferred to the Investor Education and Protection Fund by the Company.

For **S.R. Batliboi & Associates LLP**

Chartered Accountants

ICAI Firm Registration Number: 101049W/E300004



per **Yogesh Midha**

Partner

Membership Number: 094941

Place of Signature: New Delhi

Date: September 28, 2018



S.R. BATLIBOI & ASSOCIATES LLP

Chartered Accountants

Annexure 1 to the Auditor's Report referred to in the paragraph 1 of "Report on Other Legal and Regulatory Requirements" in our report of even date

Re: Easy Trip Planners Private Limited ("the Company")

- i.
 - a) The Company has maintained proper records showing full particulars, including quantitative details and situation of fixed assets.
 - b) Fixed assets have been physically verified by the management during the year and no material discrepancies were identified on such verification.
 - c) According to the information and explanations given by the management, the title deeds of immovable properties included in property, plant and equipment are held in the name of the company.
- ii. The management has conducted physical verification of inventory at reasonable intervals during the year and no material discrepancies were noticed on such physical verification.
- iii. According to the information and explanations given to us, the Company has not granted any loans, secured or unsecured to companies, firms, Limited Liability Partnerships or other parties covered in the register maintained under section 189 of the Companies Act, 2013. Accordingly, the provisions of clause 3(iii)(a), (b) and (c) of the Order are not applicable to the Company and hence not commented upon.
- iv. In our opinion and according to the information and explanations given to us, provisions of section 186 of the Companies Act 2013 in respect of loans and advances given and investments made have been complied with by the Company. The provisions of section 185 in respect of loans to directors including entities in which they are interested is not applicable to the Company.
- v. The Company has not accepted any deposits within the meaning of Sections 73 to 76 of the Act and the Companies (Acceptance of Deposits) Rules, 2014 (as amended). Accordingly, the provisions of clause 3(v) of the Order are not applicable.
- vi. To the best of our knowledge and as explained, the Central Government has not specified the maintenance of cost records under Section 148(1) of the Companies Act, 2013, for the products/services of the Company.
- vii.
 - a) Undisputed statutory dues including provident fund, employees' state insurance, income-tax, sales-tax, service tax, duty of custom, goods and service tax, cess and other statutory dues have not generally been regularly deposited with the appropriate authorities though the delays in deposit have not been serious. The provisions relating to duty of excise and value added tax are not applicable to the Company.
 - b) According to the information and explanations given to us, no undisputed amounts payable in respect of provident fund, employees' state insurance, income-tax, service tax, sales-tax, duty of custom, duty of excise, value added tax, goods and service tax, cess and other statutory dues were outstanding, at the year end, for a period of more than six months from the date they became payable.



S.R. BATLIBOI & ASSOCIATES LLP

Chartered Accountants

c) According to the information and explanations given to us, there are no dues of income tax, sales-tax, customs duty, excise duty, value added tax and cess which have not been deposited on account of any dispute. The dues of service tax which have not been deposited on account of any dispute, are as follows:

Name of the statute	Nature of the dues	Amount (Rs.)	Period to which the amount relates	Forum where the dispute is pending
Finance Act, 1994	Service tax	20,189,691	FY 2012-13 to January'2017	Office of the Commissioner of CGST
Finance Act, 1994	Service tax	10,426,879	FY 2012-13 to June'2017	Office of the Commissioner of CGST

- viii. The Company did not have any outstanding loans or borrowing dues in respect of a financial institution or bank or to government or dues to debenture holders during the year.
- ix. According to the information and explanations given by the management, the Company has not raised any money way of initial public offer / further public offer / debt instruments) and term loans hence, reporting under clause (ix) is not applicable to the Company and hence not commented upon.
- x. Based upon the audit procedures performed for the purpose of reporting the true and fair view of the financial statements and according to the information and explanations given by the management, we report that no fraud by the Company or no fraud on the Company by the officers and employees of the Company has been noticed or reported during the year.
- xi. According to the information and explanations given by the management, the provisions of section 197 read with Schedule V of the Act are not applicable to the Company and hence reporting under clause 3(xi) are not applicable and hence not commented upon.
- xii. In our opinion, the Company is not a nidhi company. Therefore, the provisions of clause 3(xii) of the order are not applicable to the Company and hence not commented upon.
- xiii. According to the information and explanations given by the management, transactions with the related parties are in compliance with section 177 and 188 of Companies Act, 2013 where applicable and the details have been disclosed in the notes to the financial statements, as required by the applicable accounting standards.
- xiv. According to the information and explanations given to us and on an overall examination of the balance sheet, the company has not made any preferential allotment or private placement of shares or fully or partly convertible debentures during the year under review and hence, reporting requirements under clause 3(xiv) are not applicable to the Company and, not commented upon.
- xv. According to the information and explanations given by the management, the Company has not entered into any non-cash transactions with directors or persons connected with him as referred to in section 192 of Companies Act, 2013.



S.R. BATLIBOI & ASSOCIATES LLP

Chartered Accountants

- xvi. According to the information and explanations given to us, the provisions of section 45-IA of the Reserve Bank of India Act, 1934 are not applicable to the Company.

For **S.R. Batliboi & Associates LLP**

Chartered Accountants

ICAI Firm Registration Number: 101049W/E300004



per Yogesh Midha

Partner

Membership Number: 094941

Place of Signature: New Delhi

Date: September 28, 2018



S.R. BATLIBOI & ASSOCIATES LLP

Chartered Accountants

Annexure 2 to the Independent Auditor's Report of even date on the Financial Statements of Easy Trip Planners Private Limited

Report on the Internal Financial Controls under Clause (i) of Sub-section 3 of Section 143 of the Companies Act, 2013 ("the Act")

We have audited the internal financial controls over financial reporting of Easy Trip Planners Private Limited ("the Company") as of March 31, 2018 in conjunction with our audit of the financial statements of the Company for the year ended on that date.

Management's Responsibility for Internal Financial Controls

The Company's Management is responsible for establishing and maintaining internal financial controls based on the internal control over financial reporting criteria established by the Company considering the essential components of internal control stated in the Guidance Note on Audit of Internal Financial Controls Over Financial Reporting issued by the Institute of Chartered Accountants of India. These responsibilities include the design, implementation and maintenance of adequate internal financial controls that were operating effectively for ensuring the orderly and efficient conduct of its business, including adherence to the Company's policies, the safeguarding of its assets, the prevention and detection of frauds and errors, the accuracy and completeness of the accounting records, and the timely preparation of reliable financial information, as required under the Companies Act, 2013.

Auditor's Responsibility

Our responsibility is to express an opinion on the Company's internal financial controls over financial reporting with reference to these financial statements based on our audit. We conducted our audit in accordance with the Guidance Note on Audit of Internal Financial Controls Over Financial Reporting (the "Guidance Note") and the Standards on Auditing as specified under section 143(10) of the Companies Act, 2013, to the extent applicable to an audit of internal financial controls and, both issued by the Institute of Chartered Accountants of India. Those Standards and the Guidance Note require that we comply with ethical requirements and plan and perform the audit to obtain reasonable assurance about whether adequate internal financial controls over financial reporting with reference to these financial statements was established and maintained and if such controls operated effectively in all material respects.

Our audit involves performing procedures to obtain audit evidence about the adequacy of the internal financial controls over financial reporting with reference to these financial statements and their operating effectiveness. Our audit of internal financial controls over financial reporting included obtaining an understanding of internal financial controls over financial reporting with reference to these financial statements, assessing the risk that a material weakness exists, and testing and evaluating the design and operating effectiveness of internal control based on the assessed risk. The procedures selected depend on the auditor's judgement, including the assessment of the risks of material misstatement of the financial statements, whether due to fraud or error.

We believe that the audit evidence we have obtained is sufficient and appropriate to provide a basis for our audit opinion on the internal financial controls over financial reporting with reference to these standalone financial statements.

Meaning of Internal Financial Controls Over Financial Reporting With Reference to these Financial Statements

A company's internal financial control over financial reporting with reference to these financial statements is a process designed to provide reasonable assurance regarding the reliability of financial reporting and the preparation of financial statements for external purposes in accordance with generally accepted accounting principles. A company's internal financial control over financial reporting with



S.R. BATLIBOI & ASSOCIATES LLP

Chartered Accountants

reference to these financial statements includes those policies and procedures that (1) pertain to the maintenance of records that, in reasonable detail, accurately and fairly reflect the transactions and dispositions of the assets of the company; (2) provide reasonable assurance that transactions are recorded as necessary to permit preparation of financial statements in accordance with generally accepted accounting principles, and that receipts and expenditures of the company are being made only in accordance with authorisations of management and directors of the company; and (3) provide reasonable assurance regarding prevention or timely detection of unauthorised acquisition, use, or disposition of the company's assets that could have a material effect on the financial statements.

Inherent Limitations of Internal Financial Controls Over Financial Reporting With Reference to these Financial Statements

Because of the inherent limitations of internal financial controls over financial reporting with reference to these standalone financial statements, including the possibility of collusion or improper management override of controls, material misstatements due to error or fraud may occur and not be detected. Also, projections of any evaluation of the internal financial controls over financial reporting with reference to these standalone financial statements to future periods are subject to the risk that the internal financial control over financial reporting with reference to these standalone financial statements may become inadequate because of changes in conditions, or that the degree of compliance with the policies or procedures may deteriorate.

Opinion

In our opinion, the Company has, in all material respects, adequate internal financial controls over financial reporting with reference to these financial statements and such internal financial controls over financial reporting with reference to these standalone financial statements were operating effectively as at March 31, 2018, based on the internal control over financial reporting criteria established by the Company considering the essential components of internal control stated in the Guidance Note on Audit of Internal Financial Controls Over Financial Reporting issued by the Institute of Chartered Accountants of India.

For **S.R. Batliboi & Associates LLP**

Chartered Accountants

ICAI Firm Registration Number: 101049W/E300004



per Yogesh Midha

Partner

Membership Number: 094941

Place of Signature: New Delhi

Date: September 28, 2018



Easy Trip Planners Private Limited
Balance sheet as at March 31, 2018

	Notes	As at March 31, 2018 (Rs.)	As at March 31, 2017 (Rs.)
Equity and liabilities			
Shareholders' funds			
Share capital			
Reserves and surplus	3	72,430,000	1,258,100
	4	394,936,059	362,139,318
		467,366,059	363,397,418
Non-current liabilities			
Other long-term liabilities			
Long-term provisions	5	2,700,000	2,700,000
	6	7,580,380	-
		10,280,380	2,700,000
Current liabilities			
Short term borrowings			
Trade payables	7	-	103,700,000
- Total outstanding dues of micro enterprises and small enterprises	8	-	-
- Total outstanding dues of creditors other than micro enterprises and small enterprises			
Other current liabilities	8	165,009,230	74,519,451
Short-term provisions	8	1,147,751,889	771,457,947
	6	43,244,096	14,377,649
		1,356,005,215	964,055,047
TOTAL		1,833,651,654	1,330,152,465
Assets			
Non-current assets			
Fixed assets			
Property, Plant and Equipment			
Intangible assets	9	62,914,872	64,488,091
Non-current investments	9.1	445,835	178,550
Deferred tax assets (net)	10	118,336,914	101,071,700
Loans and advances	11	36,181,857	1,131,461
Other non-current assets	12	21,511,883	26,721,436
	13.2	6,075,132	-
		245,466,493	193,591,238
Current assets			
Trade receivables			
Investments	13.1	315,302,841	234,664,926
Inventories	14	205,492,111	320,765,058
Cash and bank balances	15	106,499,108	18,225,464
Loans and advances	16	17,552,576	24,232,273
Other current assets	12	724,356,371	536,191,176
	13.2	218,982,154	2,482,330
		1,588,185,161	1,136,561,227
TOTAL		1,833,651,654	1,330,152,465

Summary of significant accounting policies

2.1


The accompanying notes are an integral part of the financial statements.

As per our report of even date

For S.R. Batliboi & Associates LLP
 Firm Registration No. 101049W/E300004
 Chartered Accountants





per Yogesh Midha
 Partner
 Membership No. 094941




Place : New Delhi
 Date : September 28, 2018

For and on behalf of the board of the directors of
 Easy Trip Planners Private Limited
 CIN - U63090DL2008PTC179041




 Ashant Pitti
 Director
 DIN No. 02172265


 Akant Pittie
 Director
 DIN No. 03136369

Easy Trip Planners Private Limited
Statement of profit and loss for the year ended March 31, 2018

	Notes	For the year ended March 31, 2018 (Rs.)	For the year ended March 31, 2017 (Rs.)
Continuing operations			
Income			
Revenue from operations (net)	17	1,145,803,960	710,187,196
Other income	18	98,537,686	15,988,971
Total revenue		1,244,341,646	726,176,167
Expenses			
Employee benefits expense	19	165,902,681	106,660,840
Depreciation and amortization expense	20	4,497,452	3,125,069
Other expenses	21	788,748,195	422,401,784
Finance costs	22	13,364,333	6,999,810
Profit before tax		271,828,985	186,988,664
Tax expenses			
Current tax			
Pertaining to the profit of the current year		100,690,405	63,959,122
Adjustment of tax relating to earlier periods		-	107,170
Deferred tax (credit)/charge		(35,050,396)	(210,250)
Total tax expense		65,640,009	63,856,042
Profit for the year from continued operations (A)		206,188,976	123,132,622
Discontinuing operations			
Profit/(Loss) before tax from discontinuing operations	33	(104,967,017)	32,606,902
Tax expense/ (reversal) of discontinuing operations		(2,746,682)	11,108,776
(Loss) after tax from discontinuing operations (B)		(102,220,335)	21,498,126
Profit for the year (A+B)		103,968,641	144,630,748
Earnings per equity share [nominal value of share Rs. 10 (March 31, 2017: Rs. 10)]			
Basic and diluted			
Computed on the basis of profit from continuing operations		28.47	17.00
Computed on the basis of total profit for the year		14.35	19.97
Summary of significant accounting policies	2.1		

The accompanying notes are an integral part of the financial statements.

As per our report of even date

For S.R. Batliboi & Associates LLP
Firm Registration No. 101049W/E300004
Chartered Accountants





per Yogesh Midha
Partner
Membership No. 094941



**For and on behalf of the board of the directors of
Easy Trip Planners Private Limited**
CIN - U63090DL2008PTC179041




Nishant Pitti
Director
DIN No. 02172265


Rikant Pittie
Director
DIN No. 03136369

Place : New Delhi
Date : September 28, 2018

Easy Trip Planners Private Limited

Cash flow statement for the year ended March 31, 2018

	For the year ended March 31, 2018 (Rs.)	For the year ended March 31, 2017 (Rs.)
A Cash flow from operating activities		
Profit before tax from continuing operations	271,828,985	186,988,664
Profit before tax from discontinuing operations	(104,967,017)	32,606,902
Profit before tax	166,861,968	219,595,566
Adjustments :		
Depreciation expense on continuing operations	4,497,452	3,125,069
Interest expense on continuing operations	12,549,870	6,180,598
Interest expense on discontinuing operations	2,701,843	2,782,476
Advance written off (refer note 22)	293,114,155	-
Fixed assets written off	1,088,218	-
Bad debts on continuing operations	41,904,523	73,300,248
Bad debts on discontinuing operations	17,204,077	-
Gain on sale of investments	(13,406,424)	-
Dividend income	(3,439,752)	-
Liability no longer required written back	(49,833,108)	-
Interest income	(16,739,523)	(3,316,187)
Operating Profit before working capital changes	456,503,299	301,667,770
(Increase) in trade receivables	(139,746,515)	(96,591,558)
(Increase)/ Decrease in loans and advances	(476,069,797)	(494,395,406)
(Increase)/ Decrease in inventories	(88,273,644)	28,756,420
(Increase)/ Decrease in other current assets	(211,280,740)	-
Increase in trade payables	140,322,887	(239,261,449)
Increase/ (Decrease) in other long term liabilities	-	2,700,000
Increase/ (Decrease) in other liabilities	382,702,311	754,641,185
Increase in provisions	9,576,381	-
Net change in working capital	(382,769,117)	(44,150,808)
Cash generated from operations	73,734,182	257,516,962
Direct Taxes paid (net of refunds)	(71,073,275)	(57,178,671)
Net cash from operating activities (A)	2,660,907	200,338,291
B Cash flow from investing activities		
Purchase of assets	(1,544,950)	(1,723,718)
Purchase of non-current investments	(20,000,000)	(12,000,150)
Net proceeds from sale of current investments	128,679,371	(320,765,058)
Investments in bank deposits (having original maturity of more than three months)	(2,342,718)	36,790,315
Dividend received	3,439,752	-
Interest received	11,520,440	3,750,566
Net cash provided by investing activities (B)	119,751,895	(293,948,045)
C Cash flow from financing activities		
Proceeds from issue of equity shares	-	218,100
Premium on issue of shares	-	65,211,900
Repayment of short term borrowing	(103,700,000)	33,000,000
Interest paid	(21,660,085)	(2,554,704)
Net cash provided by financing activities (C)	(125,360,085)	95,875,296
Net decrease/(increase) in cash & cash equivalents (A+B+C)	(2,947,283)	2,265,542
Add : Cash and cash equivalents at the beginning of the year	7,320,215	5,054,673
Cash and Cash equivalents at the end of the year	4,372,932	7,320,215



Easy Trip Planners Private Limited

Cash flow statement for the year ended March 31, 2018

	For the year ended March 31, 2018 (Rs.)	For the year ended March 31, 2017 (Rs.)
Componentes of cash and cash equivalents		
Cash on hand	200,827	538,024
Bank balances		
- In current accounts	4,030,492	6,782,191
- In deposit accounts (with original maturity of 3 months or less)	141,613	-
Total of cash and cash equivalents as at the end of the year (note 16)	<u>4,372,932</u>	<u>7,320,215</u>

Summary of significant accounting policies

2.1

The accompanying notes are an integral part of the financial statements.

As per our report of even date

For S.R. Batliboi & Associates LLP
Firm Registration No. 101049W/E300004
Chartered Accountants


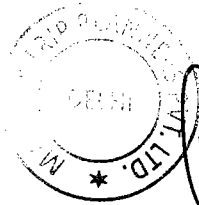


per Yogesh Midha
Partner
Membership No. 094941



Place : New Delhi
Date : September 28, 2018

For and on behalf of the board of the directors of
Easy Trip Planners Private Limited
CIN: U63090DL2008PTC0179041



Nishant Pitti
Director
DIN No. 02172265



Nishant Pitti
Director
DIN No. 03136369

3 Share capital

	March 31, 2018 (Rs.)	March 31, 2017 (Rs.)
Authorized shares (Nos.) 10,000,000 (March 31, 2017: 1,000,000) equity shares of Rs. 10/- each	100,000,000	10,000,000
Issued, subscribed and fully paid-up shares (Nos.) 7,243,000 (March 31, 2017: 125,810) equity shares of Rs 10/- each	100,000,000	10,000,000
Total issued, subscribed and fully paid-up share capital	72,430,000	1,258,100
	72,430,000	1,258,100

(a) Reconciliation of the shares outstanding at the beginning and at the end of the reporting period:

Equity shares

	March 31, 2018		March 31, 2017	
	No.	Rs.	No.	Rs.
At the beginning of the period	125,810	1,258,100	104,000	1,040,000
Issued during the period	7,117,190	71,171,900	21,810	218,100
Outstanding at the end of the period	7,243,000	72,430,000	125,810	1,258,100

b) Terms/ rights attached to equity shares:

The Company has only one class of equity shares having a par value of Rs. 10 per share. Each holder of equity is entitled to one vote per share. In event of liquidation of the Company, the holders of equity shares would be entitled to receive remaining assets of the Company, after distribution of all preferential amounts. The distribution will be in proportion to the number of equity shares held by the shareholders.

(c) Aggregate number of bonus shares issued during the period of five years immediately preceding the reporting date:

	March 31, 2018 (Rs.)	March 31, 2017 (Rs.)
Equity shares allotted as fully paid bonus shares by capitalization of securities premium	71,171,900	-

(d) Details of shareholders holding more than 5% shares in the company:


Name of shareholder	March 31, 2018		March 31, 2017	
	No.	% Holding in the class	No.	% Holding in the class
Nishant Pitti	3,607,971	49.81%	62,670	49.81%
Rikant Pittie	3,598,184	49.68%	62,500	49.68%

As per records of the Company, including its register of shareholders/ members and other declaration received from shareholders regarding beneficial interest, the above shareholding represent both legal and beneficial ownership of shares.

4 Reserves and surplus

	March 31, 2018 (Rs.)	March 31, 2017 (Rs.)
Securities premium account		
Balance as per the last financial statements		5,960,000
Add: premium on issue of equity shares	71,171,900	65,211,900
Less: amounts utilized towards issue of fully paid up bonus shares	-	-
Closing balance	71,171,900	71,171,900
(A)		
Surplus in the Statement of Profit and Loss		
Balance as per last financial statements		146,336,670
Add: Profit for the year	290,967,418	144,630,748
Net Surplus in the Statement of Profit and Loss	394,936,059	290,967,418
(B)		
Total reserves and surplus	394,936,059	362,139,318
(A+B)		

(This space has been intentionally left blank)



5 Other long-term liabilities

	March 31, 2018 (Rs.)	March 31, 2017 (Rs.)
Security deposit received	2,700,000	2,700,000
	<u>2,700,000</u>	<u>2,700,000</u>

6 Provisions

	March 31, 2018 (Rs.)	March 31, 2017 (Rs.)	March 31, 2018 (Rs.)	March 31, 2017 (Rs.)
Provision for employee benefits				
Provision for gratuity (Note 27) (including prior period of Rs. 6,895,707; March 31, 2017: Nil)	7,580,380	-	295,894	-
Provision for leave benefits (including prior period of Rs. 699,817; March 31, 2017: Nil)	-	-	1,700,107	-
Other provisions				
Provision for tax (net of advance tax of Rs. 59,449,582; March 31, 2017: 60,690,249)	-	-	41,248,095	14,377,649
	<u>7,580,380</u>	-	<u>43,244,096</u>	<u>14,377,649</u>

7 Short term borrowings


	March 31, 2018 (Rs.)	March 31, 2017 (Rs.)
Borrowings repayable on demand (Unsecured)*		
9% loan from Odisha Finlease Private Limited repayable on demand (unsecured)	-	30,000,000
7% loan from Ekta Commercial Private Limited repayable on demand (unsecured)	-	52,700,000
8% loan from Camel Farms and Finance Private Limited repayable on demand (unsecured)	-	21,000,000
The above amount includes		
Unsecured borrowings	-	<u>103,700,000</u>

* The borrowings were for a period of two years and were repayable on demand at the option of lender. The loans were repaid during the year.

8 Other current liabilities

	March 31, 2018 (Rs.)	March 31, 2017 (Rs.)
Trade payables		
- Total outstanding dues of micro enterprises and small enterprises (refer note 33 for details of dues to micro and small enterprises)	-	-
- Total outstanding dues of creditors other than micro enterprises and small enterprises	165,009,230	74,519,451
	<u>165,009,230</u>	<u>74,519,451</u>
Other liabilities		
Advance from customers	967,312,242	761,025,174
Book overdraft	141,815,395	-
Interest accrued and due on borrowings	-	6,408,369
Statutory liabilities		
TDS / TCS payable	11,292,644	3,149,691
ESIC payable	496,347	61,577
PF payable	798,313	535,685
Service tax payable	-	274,820
GST payable	26,036,948	-
VAT payable	-	2,631
	<u>1,147,751,889</u>	<u>771,457,947</u>
	<u>1,312,761,119</u>	<u>845,977,398</u>

(This space has been intentionally left blank)



Easy Trip Planners Private Limited
Notes to financial statements for the year ended March 31, 2018


9. Property, Plant and Equipment

	(Amount in Rs.)						
	Land	Buildings	Computers	Office equipment's	Furniture and fixtures	Vehicles	Total
Cost or valuation							
At April 1, 2016	52,868,785	6,976,000	3,211,722	1,425,072	1,410,412	8,487,315	74,379,306
Additions	-	-	115,875	261,543	-	1,136,000	1,513,418
Disposals	-	-	-	-	-	-	-
At March 31, 2017	52,868,785	6,976,000	3,327,597	1,686,615	1,410,412	9,623,315	75,892,724
Additions	-	-	584,572	504,529	87,849	-	1,176,950
Disposals	-	-	-	-	-	-	-
Written off	-	-	-	-	-	5,682,903	5,682,903
At March 31, 2018	52,868,785	6,976,000	3,912,169	2,191,144	1,498,261	3,940,412	71,386,771
Depreciation							
At April 1, 2016	-	-	1,237,497	470,706	891,894	5,980,059	8,580,156
Charge for the year	-	-	1,208,844	319,567	183,851	1,112,215	2,824,477
Disposals	-	-	-	-	-	-	-
At March 31, 2017	-	-	2,446,341	790,273	1,075,745	7,092,274	11,404,633
Charge for the year	-	400,600	521,001	284,478	63,082	392,790	1,661,951
Disposals	-	-	-	-	-	-	-
Assets Written off	-	-	-	-	-	4,594,685	4,594,685
At March 31, 2018	-	400,600	2,967,342	1,074,751	1,138,827	2,890,379	8,471,899
Net block							
At March 31, 2017	52,868,785	6,976,000	881,256	896,342	334,667	2,531,041	64,488,091
At March 31, 2018	52,868,785	6,575,400	944,827	1,116,393	359,434	1,050,033	62,914,872

Note: Land and building held for the purpose of Investment were classified under Property, plant and equipment until previous year but the same has been reclassified to Non-current investments (Refer Note 10).

9.1. Intangible assets

	(Amount in Rs.)	
	Software	Total
Gross block		
At April 1, 2016	155,649	155,649
Additions	210,300	210,300
Disposals	-	-
At March 31, 2017	365,949	365,949
Additions	368,000	368,000
Disposals	-	-
At March 31, 2018	733,949	733,949
Amortization		
At April 1, 2016	70,417	70,417
Charge for the year	116,982	116,982
Disposals	-	-
At March 31, 2017	187,399	187,399
Charge for the year	100,715	100,715
Disposals	-	-
At March 31, 2018	288,114	288,114
Net Block		
At March 31, 2017	178,550	178,550
At March 31, 2018	445,835	445,835



10 Non-current investments

		March 31, 2018 (Rs.)	March 31, 2017 (Rs.)
Non-trade investments (valued at cost unless stated otherwise)			
Debtures (unquoted)			
200 (March 31, 2017: Nil) Secured redeemable non-convertible market linked debtures of Rs. 100,000 each fully paid up in Centrum Direct Limited	(A)	20,000,000	-
		20,000,000	-
Investment property (at cost less accumulated depreciation)**			
Cost of land and building*			
Less: Accumulated depreciation		101,071,700	101,071,700
Net block	(B)	2,734,786	-
		98,336,914	101,071,700
Total	(A+B)	118,336,914	101,071,700


*It includes land and building held on leasehold basis:
Gross block Rs. 63,400,000 (March 31, 2017: Rs. 63,400,000)
Depreciation charge for the year Rs. 2,308,056 (March 31, 2017: Rs. Nil)
Accumulated depreciation Rs. 2,308,056 (March 31, 2017: Rs. Nil)
Net book value Rs. 61,091,944 (March 31, 2017: Rs. 63,400,000)

**It includes land and building given on operating lease:
Gross block Rs. 74,200,100 (March 31, 2017: Rs. 74,200,100)
Depreciation charge for the year Rs. 2,308,056 (March 31, 2017: Rs. Nil)
Accumulated depreciation Rs. 2,308,056 (March 31, 2017: Rs. Nil)
Net book value Rs. 71,892,044 (March 31, 2017: Rs. 74,200,100)

11 Deferred tax asset (net)

	March 31, 2018 (Rs.)	March 31, 2017 (Rs.)
Deferred tax asset		
Fixed assets: Impact of difference between tax depreciation and depreciation/ amortization charged for the financial reporting	1,158,239	1,131,461
Impact of expenditure charged to statement of profit and loss account in the current year but allowed for tax purpose on payment basis	3,909,607	-
Provision for diminution in the value of inventories	-	-
Others	28,207,603	-
Net deferred tax asset	2,906,408	-
	36,181,857	1,131,461

(This space has been intentionally left blank)



12 Loans and advances

		Non-Current		Current	
		March 31, 2018 (Rs.)	March 31, 2017 (Rs.)	March 31, 2018 (Rs.)	March 31, 2017 (Rs.)
Capital advances					
Unsecured, considered good	(A)	5,500,000	11,000,000	-	-
		5,500,000	11,000,000	-	-
Security deposits					
Unsecured, considered good	(B)	12,055,000	12,055,000	2,090,000	-
		12,055,000	12,055,000	2,090,000	-
Loans and advances to related parties (refer note 26)					
Unsecured, considered good	(C)	-	-	3,646,011	3,646,011
		-	-	3,646,011	3,646,011
Advances recoverable in cash or in kind					
Unsecured, considered good	(D)	-	-	695,528,837	530,495,299
		-	-	695,528,837	530,495,299
Other loans and advances					
Unsecured, considered good					
Advance income-tax (net of provision for taxation)		3,956,883	3,666,436	-	-
Prepaid expenses		-	-	2,628,198	-
Loans to employees		-	-	2,082,608	2,049,866
Balances with statutory/ government authorities		-	-	18,380,717	-
	(E)	3,956,883	3,666,436	23,091,523	2,049,866
		3,956,883	3,666,436	23,091,523	2,049,866
Total	(A+B+C+D+E)	21,511,883	26,721,436	724,356,371	536,191,176

13 Trade receivables and other assets

13.1 Trade receivables

		March 31, 2018 (Rs.)	March 31, 2017 (Rs.)
Current			
Outstanding for a period exceeding six months from the date they are due for payment			
Unsecured, considered good	(A)	25,050,008	41,652,540
		25,050,008	41,652,540
Other receivables			
Unsecured, considered good	(B)	290,252,833	193,012,386
		290,252,833	193,012,386
Total	(A+B)	315,302,841	234,664,926

13.2 Other assets

		Non-Current		Current	
		March 31, 2018 (Rs.)	March 31, 2017 (Rs.)	March 31, 2018 (Rs.)	March 31, 2017 (Rs.)
Unsecured, considered good unless stated otherwise					
Non-current bank balances (note 16)	(A)	6,075,132	-	-	-
		6,075,132	-	-	-
Others					
Interest accrued on debentures		-	-	47,852	-
Interest accrued on fixed deposits		-	-	596,444	2,190,730
Interest accrued on investments		-	-	6,765,518	-
Interest accrued on security deposit		-	-	291,600	291,600
Unbilled revenue		-	-	211,280,740	-
	(B)	-	-	218,982,154	2,482,330
	(A+B)	6,075,132	-	218,982,154	2,482,330

14 Current Investments

	March 31, 2018 (Rs.)	March 31, 2017 (Rs.)
<i>Current investments (valued at lower of cost and fair value, unless stated otherwise)</i>		
Quoted mutual funds		
210,581.29 (March 31, 2017: Nil) units of Rs. 10 each fully paid up of IDFC classic equity fund-growth	9,860,385	-
172,634.05 (March 31, 2017: Nil) units of Rs. 10 each fully paid up of IDFC sterling equity fund-growth	9,837,776	-
475.33 (March 31, 2017: 61,255.1) units of Rs. 1000 each fully paid up of IDFC cash fund-growth	1,000,000	120,765,058
674,331.57 (March 31, 2017: Nil) units of Rs. 10 each fully paid up of SBI equity hybrid fund regular-dividend	18,706,767	-
946,252.84 (March 31, 2017: Nil) units of Rs. 10 each fully paid up of Indiabulls arbitrage regular dividend	9,970,004	-
3,155,743.85 (March 31, 2017: Nil) units of Rs. 10 each fully paid up of Aditya Birla Sun Life corporate bond fund	40,000,000	-
Nil (March 31, 2017: 8,638,264.055) units of Rs. 10 each fully paid up of IDFC ultra short term fund-growth	-	200,000,000
Unquoted bonds		
315,114.32 (March 31, 2017: Nil) units of 10.49% Vijaya perp bond	30,641,623	-
239,684.58 (March 31, 2017: Nil) units of 10.90% Punjab & Sind bank perpetual bond	23,006,868	-
304,259.75 (March 31, 2017: Nil) units of 11% Bank of India perpetual bond	31,209,041	-
306,479.92 (March 31, 2017: Nil) units of 11.25% Syndicate bank	31,259,647	-
	205,492,111	320,765,058
Aggregate amount of quoted investments (Market value Rs. 90,215,196 (March 31, 2017: Rs. 321,023,244))	89,374,932	320,765,058
Aggregate amount of unquoted investments	116,117,179	-
Aggregate provision for diminution in value of investments	1,625,068	-

(This space has been intentionally left blank)



15 Inventories (valued at lower of cost and net realizable value)

	March 31, 2018 (Rs.)	March 31, 2017 (Rs.)
Traded goods (Coal)	31,466,463	2,815,056
	<u>31,466,463</u>	<u>2,815,056</u>
Shares held as stock in trade		
Quoted equity instruments		
Bombay Rayon Fashions Limited (475,000 shares @ Rs. 202 each) (March 31, 2017: Nil)	20,604,985	-
IDFC Bank Limited (1,00,000 shares @ Rs. 49 each) (March 31, 2017: Nil)	4,735,000	-
James Hotels Limited (378 shares @ Rs. 47 each) (March 31, 2017: Nil)	17,658	-
Jindal Stainless Limited (2,00,000 shares @ Rs. 75 each) (March 31, 2017: Nil)	15,670,002	-
National Fertilizers Limited (2,00,000 shares @ Rs. 55 each) (March 31, 2017: Nil)	10,790,000	-
Radha Madhav Corporation Limited (1,00,000 shares @ Rs. 27 each) (March 31, 2017: Nil)	2,765,000	-
Spicejet Limited (1,00,000 shares @ Rs. 130 each) (March 31, 2017: Nil)	12,515,000	-
The Tata Power Company Limited (1,00,000 shares @ Rs. 79 each) (March 31, 2017: Nil)	7,935,000	-
Trilogic Digital Media Limited (Nil: March 31, 2017: 454088 units @ 33.93 each)	-	15,410,408
	<u>75,032,645</u>	<u>15,410,408</u>
	<u>106,499,108</u>	<u>18,225,464</u>

16 Cash and Cash Equivalent

	Non-Current		Current	
	March 31, 2018 (Rs.)	March 31, 2017 (Rs.)	March 31, 2018 (Rs.)	March 31, 2017 (Rs.)
Cash at Bank				
-On current accounts	-	-	4,030,492	6,782,191
- Deposit with original maturity of less than three months	-	-	141,613	-
Cash in hand	-	-	200,827	538,024
	-	-	<u>4,372,932</u>	<u>7,320,215</u>
Other bank balances				
- Deposits with original maturity for more than 12 months	6,075,132	-	-	-
- Deposits with remaining maturity for less than 12 months	-	-	13,179,644	16,912,058
	<u>6,075,132</u>	-	<u>13,179,644</u>	<u>16,912,058</u>
	<u>(6,075,132)</u>	-	-	-
Amount disclosed under non-current assets (refer note 13.2)	-	-	<u>17,552,576</u>	<u>24,232,273</u>

(This space has been intentionally left blank)



Easy Trip Planners Private Limited
Notes to financial statements for the year ended 31 March, 2018
(All amounts in Indian Rupees, unless otherwise stated)

17 Revenue from operations (net)

	March 31, 2018 (Rs.)	March 31, 2017 (Rs.)
Sale of Services		
Commission - Air Passage (including Rs.184,097,206 pertaining to earlier years; March 31, 2017: Nil)	1,119,520,560	658,074,062
Income from tour operation	16,197,798	51,080,360
Commission - others	7,798,153	-
	1,143,516,511	709,154,422
Other operating revenue		
Miscellaneous Income	2,287,449	1,032,774
	2,287,449	1,032,774
	1,145,803,960	710,187,196

18 Other income

	March 31, 2018 (Rs.)	March 31, 2017 (Rs.)
Interest income on:		
-Fixed deposit	1,402,671	1,917,883
- Others	15,195,089	1,398,304
Gain on sale of investments	13,406,424	-
Dividend Income	3,439,752	-
Liabilities Written Back	49,833,108	-
Advertisement Income	1,437,892	1,557,784
Rental Income	13,822,750	11,115,000
	98,537,686	15,988,971


19 Employee benefits expense

	March 31, 2018 (Rs.)	March 31, 2017 (Rs.)
Salaries, wages and bonus (including prior period of Rs.2,013,600; March 31, 2017: Nil)	152,708,862	102,647,068
Contribution to PF and other funds	4,958,253	2,950,465
Gratuity Expense (note 27) (including prior period of Rs. 6,895,707; March 31, 2017: Nil)	7,876,274	-
Staff welfare	359,292	1,063,307
	165,902,681	106,660,840

20 Depreciation and amortization expense

	March 31, 2018 (Rs.)	March 31, 2017 (Rs.)
Depreciation of property, plant and equipment (including Rs. 290,146 pertaining to earlier years; March 31, 2017: Nil)	1,661,951	3,125,069
Amortization of intangible assets	100,715	-
Depreciation of investment property (including Rs. 1,770,805 pertaining to earlier years; March 31, 2017: Nil)	2,734,786	-
	4,497,452	3,125,069

(This space has been intentionally left blank)



Easy Trip Planners Private Limited
Notes to financial statements for the year ended 31 March, 2018
(All amounts in Indian Rupees, unless otherwise stated)

21 Other expenses

	March 31, 2018 (Rs.)	March 31, 2017 (Rs.)
Power and fuel	3,629,834	2,999,814
Rent	900,000	900,000
Rates and taxes	651,797	-
Insurance	2,256,952	2,835,653
Repair and maintenance		
- Plant and machinery	361,764	-
- Building	3,482,021	5,310,646
- Others	6,617,257	6,347,208
Advertising and sales promotion	222,380,314	145,211,850
Travelling expenses	1,065,339	393,320
Communication costs	3,177,855	3,837,231
Printing and stationery	772,113	1,333,732
Legal and professional expenses	4,872,915	1,430,447
Loss on ticket booking	33,880,496	7,228,130
Payment to auditor (refer detail below)	2,500,000	600,000
Advance written off	293,114,155	-
Bad debts	41,904,523	73,300,248
Exchange difference (net)	725,296	-
Fixed assets written off	1,088,218	-
Credit card charges	14,683,996	9,900,831
Payment gateway charges	150,599,396	160,705,874
Miscellaneous expenses	83,955	66,799
	788,748,195	422,401,784

Payment to auditor

As auditor:

	March 31, 2018 (Rs.)	March 31, 2017 (Rs.)
Audit fee	2,500,000	600,000
Reimbursement of expense	-	-
	2,500,000	600,000

22 Finance costs

	March 31, 2018 (Rs.)	March 31, 2017 (Rs.)
Interest on:		
- borrowings	3,432,353	5,656,000
- others	9,117,517	524,598
Bank charges	814,463	819,212
	13,364,333	6,999,810

23 Earnings per share (EPS)

The following reflects the profit and share data used in the basic and diluted EPS computations:

Continuing operations

	March 31, 2018 (Rs.)	March 31, 2017 (Rs.)
Net profit for calculation of EPS	206,188,976	123,132,622
Weighted average number of equity shares in calculating basic and diluted earning per share (in nos.)*	7,243,000	7,243,000
Earning per share [Nominal value Rs. 10 per share (March 31, 2017: Rs. 10 per share)]	28.47	17.00

Total operations for the year

	March 31, 2018 (Rs.)	March 31, 2017 (Rs.)
Net profit for calculation of EPS	103,968,641	144,630,748
Weighted average number of equity shares in calculating basic and diluted earning per share (in nos.)*	7,243,000	7,243,000
Earning per share [Nominal value Rs. 10 per share (March 31, 2017: Rs. 10 per share)]	14.35	19.97

*Adjusted for bonus issue, refer note 2.1

(This space has been intentionally left blank)



Easy Trip Planners Private Limited
(All amounts in Indian Rupees, unless otherwise stated)

24 Contingent liabilities ;
(to the extent not provided for)

	As at March 31, 2018 (Rs.)	As at March 31, 2017 (Rs.)
Claims against the Company not acknowledged as debts		
- Litigation & Claims (Refer Note (a) below)	186,308	
- Service tax demand (Refer Note (b) below)	37,676,749	-
Guarantees (Refer Note (c) below)	120,000,000	120,000,000
Total	157,863,057	120,000,000

- (a) The Company has 2 cases which are pending in court in relation to legal cases against the company.
- (b) Rs. 37.68 Mn (March 31, 2017: Nil) service tax demand for the financial year 2012-13 to 2016-17 relating to wrong availment of Cenvat credit on account of non-reversal of CENVAT credit used in relation to provision of exempted service and reversal of Cenvat credit on account of non-production of invoice.
- (c) The Company has given joint bank guarantee to IATA in respect of air travel business.

A survey under section 133A of the Income Tax Act, 1961 was carried out at the premises of the Company by the Income Tax authorities during the current year. The management has provided all the information as asked by the department. The management of the Company believes that it has complied with all the applicable provisions of the Income Tax Act, 1961 and does not expect any additional tax liability on account of survey operations.

The Company is contesting the demands and the management, including its tax advisors, believe that its position will likely be upheld in the commissionerate process. No tax expense has been accrued in the financial statements for the tax demand raised. The management believes that the ultimate outcome of this proceeding will not have a material adverse effect on the company's financial position and results of operations.

25 Value of imports calculated on CIF basis

	March 31, 2018 (Rs.)	March 31, 2017 (Rs.)
Finished Goods	306,179,660	303,309,650
	306,179,660	303,309,650

(This space has been intentionally left blank)



26 Related parties

a) Names of related parties and related party relationship

(i) Enterprises owned or significantly influenced by key managerial personnel or their relatives

Near Group Services Private Limited
Snoby Private Limited
Easemytrip Middle East DMCC
Singapore Arrival Pvt Ltd
Thai Arrivals
Pitti Coal Company

Name of related party

Key managerial personnel (KMP)

1. Mr. Prashant Pitti
2. Mr. Nishant Pitti
3. Mr. Rikant Pittie

Relative of Key managerial personnel

1. Sakshi Pitti (Wife of Mr. Nishant Pitti)
2. Anil Pitti (Father of all directors)
3. Renu Aggarwal (Mother of all directors)
4. Hina Vanjani (Wife of Mr. Rikant Pittie)
5. Minal Bansal (Wife of Mr. Prashant Pitti)


(b) Details of related party transactions are as below:

(Amount in Rs.)

Particulars	March 31, 2018			March 31, 2017		
	Enterprises owned or significantly influenced by key managerial personnel or their relatives	Relative of KMP	KMP	Enterprises owned or significantly influenced by key managerial personnel or their relatives	Relative of KMP	KMP
A) Salary paid during the year						
1. Mr. Nishant Pitti	-	-	28,800,000	-	-	16,800,000
2. Mr. Prashant Pitti	-	-	9,600,000	-	-	9,600,000
3. Mr. Rikant Pitti	-	-	23,040,000	-	-	13,440,000
4. Sakshi Pitti	-	960,000	-	-	960,000	-
5. Anil Pitti	-	3,600,000	-	-	1,800,000	-
6. Renu Aggarwal	-	960,000	-	-	960,000	-
7. Hina Vanjani	-	960,000	-	-	960,000	-
8. Minal Bansal	-	960,000	-	-	960,000	-
B) Rent income earned						
NearGroup Services Pvt Ltd	1,152,000	-	-	-	-	-
C) Rent expenses paid						
Mr. Nishant Pitti	-	-	900,000	-	-	900,000
D) Balance receivable at the year end						
Mr. Nishant Pitti	-	-	3,646,011	-	-	3,646,011
E) Balance Payable at the year end						
Anil Kumar Pitti	2,680,720	-	-	-	-	-

Particulars	Year ended	Sale/ purchase of goods and services				Amount owed by related parties	Amount owed to related parties
		Sale of goods	Purchase of traded goods	Purchase of Services			
Easemytrip Middle East DMCC	31-Mar-18	-	-	17,554,211	2,418,986	-	
Easemytrip Middle East DMCC	31-Mar-17	-	-	-	-	-	
Singapore Arrival Pvt Ltd	31-Mar-18	-	-	9,071,180	878,703	-	
Singapore Arrival Pvt Ltd	31-Mar-17	-	-	4,486,240	561,689	-	
Thai Arrivals	31-Mar-18	-	-	24,797,967	4,014,734	-	
Thai Arrivals	31-Mar-17	-	-	33,487,179	6,638,309	-	
Pitti Coal Company	31-Mar-18	1,883,679	-	-	-	-	
Pitti Coal Company	31-Mar-17	-	-	-	-	-	
Snoby Private Limited	31-Mar-18	-	-	195,238	-	100,336	
Snoby Private Limited	31-Mar-17	-	-	-	-	-	

(This space has been intentionally left blank)



27 Gratuity

The Company has a defined benefit gratuity plan. Every employee who has completed at least five years of service gets a gratuity on departure @ 15 days of last drawn salary for each completed year of service.

The following tables summaries the components of net benefit expense recognized in the statement of profit and loss and amounts recognized in the balance sheet.

Statement of profit and loss

Net employee benefit expense recognized in employee cost

	March 31, 2018 (Rs.)	March 31, 2017 (Rs.)
Current service cost	4,764,884	-
Interest cost on benefit obligation	506,834	-
Expected return on planned assets	4,776,772	-
Net actuarial (gain) / loss recognised in the year	(2,172,216)	-
Net benefit expense	7,876,274	-
Actual return on plan assets	-	-

Balance Sheet

	March 31, 2018 (Rs.)	March 31, 2017 (Rs.)
Present value of defined benefit obligation	7,876,274	-
Fair value of plan assets	-	-
Plan asset/(liability)	7,876,274	-

Changes in the present value of the defined benefit obligation are as follows:

	March 31, 2018 (Rs.)	March 31, 2017 (Rs.)
Opening defined benefit obligation	6,895,707	-
Current service cost	2,386,293	-
Interest cost	506,834	-
Past service cost	259,656	-
Benefit paid	-	-
Actuarial (gain) / losses on obligation	(2,172,216)	-
Closing defined benefit obligation	7,876,274	-

The principal assumptions used in determining gratuity obligations for the company's plans are shown below:

a) Economic Assumptions

The principle assumptions are discount rate and salary growth rate. The discount rate is generally based upon market yield available on government bonds at the accounting date with a term that matches that of liabilities and the salary growth rate takes account of inflation, seniority, promotion and other relevant factors such as supply and demand in the employment market on long term basis.

	March 31, 2018 (Rs.)	March 31, 2017 (Rs.)
Discount rate (7.35% As on 31-March 2018)	7.80%	-
Expected rate of return on assets	0.00%	-
Rate of increase in Compensation levels	10.00%	-

b) Demographic Assumptions

	March 31, 2018 (Rs.)	March 31, 2017 (Rs.)
1) Retirement age	58 years	-
2) Mortality table	IALM (2006-08)	-
3) Ages		
Up to 30 Year	5.00%	-
From 33 to 44	3.00%	-
Above 44 Year	2.00%	-

Amounts for the current and previous four years are as follows:

	March 31, 2018 (Rs.)	March 31, 2017 (Rs.)
Gratuity		
Defined benefit obligation	7,876,274	-
Plan assets	-	-
Surplus/(deficit)	(7,876,274)	-
Experience adjustments on plan liabilities	1,528,026	-



28 Leases

Operating lease commitments – Company as lessor

The company has entered into commercial property leases on its investment property, and other company offices. Future minimum rentals receivable under non-cancellable operating leases are as follows:

Particulars	March 31, 2018 (Rs.)	March 31, 2017 (Rs.)
Within one year	12,254,288	11,670,750
After 1 year but not more than five years	18,336,780	30,591,068
More than five years	-	-
	30,591,068	42,261,818

(This space has been intentionally left blank)



Easy Trip Planners Private Limited

Notes to financial statements for the year ended 31 March 2018

29) Segment information

Business segments

The primary segment reporting format is determined to be business segments as the company's risks and rates of return are affected predominantly by differences in the products and services produced. The operating businesses are organized and managed separately according to the nature of the products and services provided, with each segment representing a strategic business unit that offers different products and serves different markets.

The primary reporting of the Company has been done on the basis of business segment. The Company has only four reportable business segment, which is "Travel Related Services", Trading of coal, Movie distribution and Shares trading based on the nature of the products, the risks and returns, the organisation structure and the internal financial reporting systems. Accordingly, information has been presented only for business segments. The accounting principles used in preparation of the financial statements are consistently applied to record revenue and expenditure in segment information, and are as set out in the significant accounting policies. The businesses of Coal trading, Movie distribution and Shares trading have been discontinued during the year.

Particulars	(Amount in Rs.)				Total Operations
	Continuing Operations	Discontinuing operations			
	Travel agent	Trading of coal	Movie distribution	Share Trading	
Sale of Services	1,143,516,511	-	-	-	1,143,516,511
Sale of products	-	884,461,974	-	-	884,461,974
Revenue from share trading	-	-	-	115,340,528	115,340,528
Other operating revenue	-	-	-	-	-
-Income from Movie distribution	-	-	304,366,412	-	304,366,412
-Miscellaneous Income	2,287,449	-	-	-	2,287,449
Total Revenue results	1,145,803,960	884,461,974	304,366,412	115,340,528	2,449,972,874
Segment results	186,655,629	39,026,343	(61,284,521)	(81,963,132)	82,434,320
Operating profit	186,655,629	39,026,343	(61,284,521)	(81,963,132)	82,434,320
Finance cost	13,364,333	3,701,562	-	-	17,065,895
Other income (including finance income)	98,537,686	2,955,856	-	-	101,493,542
Profit before tax	271,828,982	38,280,637	(61,284,521)	(81,963,132)	166,861,966
Income tax	65,640,009	13,248,163	(21,209,347)	5,214,502	62,893,327
Net profit	206,188,974	25,032,474	(40,075,174)	(87,177,634)	103,968,639

Segment assets					
Allocated assets	1,451,756,102	231,071,717	75,791,190	75,032,645	1,833,651,654
Unallocated assets	-	-	-	-	-
Total assets	1,451,756,102	231,071,717	75,791,190	75,032,645	1,833,651,654

Segment liabilities					
Allocated Liabilities	1,350,597,344	15,688,250	-	-	1,366,285,594
Unallocated assets	-	-	-	-	-
Total liabilities	1,350,597,344	15,688,250	-	-	1,366,285,594

Other Segment information

Particulars	(Amount in Rs.)			
Capital expenditure:				
Property, Plant and Equipment	1,176,950	-	-	1,176,950
Intangible assets	368,000	-	-	368,000
Depreciation	1,661,951	-	-	1,661,951
Amortization	100,715	-	-	100,715

Particulars	(Amount in Rs.)				Total Operations
	Continuing Operations	Discontinuing operations			
	Travel agent	Trading of coal	Movie distribution	Share Trading	
Sale of Services	709,154,422	-	-	-	709,154,422
Sale of products	-	530,234,037	-	-	530,234,037
Other operating revenue	-	-	-	2,121,171	2,121,171
-Income from Movie distribution	-	-	20,200,000	-	20,200,000
-Miscellaneous Income	1,032,774	-	-	-	1,032,774
Total Revenue results	710,187,196	530,234,037	20,200,000	2,121,171	1,262,742,404
Segment results	177,999,503	26,596,824	5,200,000	1,016,067	210,812,394
Unallocated expenses	-	-	-	-	-
Operating profit	177,999,503	26,596,824	5,200,000	1,016,067	210,812,394
Finance cost	6,999,810	2,783,059	-	-	9,782,869
Other income (including finance income)	15,988,971	2,577,070	-	-	18,566,041
Profit before tax	186,988,664	26,390,835	5,200,000	1,016,067	219,595,566
Income tax	63,856,042	9,133,340	1,799,616	175,820	74,964,819
Net profit	123,132,622	17,257,495	3,400,384	840,247	144,630,747

Segment assets	1,205,979,737	108,762,320	-	15,410,408	1,330,152,465
Unallocated assets	-	-	-	-	-
Total assets	1,205,979,737	108,762,320	-	15,410,408	1,330,152,465

Segment liabilities	886,207,407	81,805,741	-	-	968,013,148
Unallocated assets	-	-	-	-	-
Total liabilities	886,207,407	81,805,741	-	-	968,013,148

Other Segment information

Particulars	(Amount in Rs.)			
Capital expenditure:				
Property, Plant and Equipment	1,513,418	-	-	1,513,418
Intangible assets	210,300	-	-	210,300
Depreciation	2,824,477	-	-	2,824,477
Amortization	116,982	-	-	116,982

(This space has been intentionally left blank)



Easy Trip Planners Private Limited

Notes to financial statements for the year ended 31 March 2018

(All amounts in Indian Rupees, unless otherwise stated)

30) Disclosure required under sec 186(4) of the Companies Act 2013

Included in loans and advance are certain intercorporate loans the particulars of which are disclosed below as required by Sec 186(4) of Companies Act 2013

Name of party	Rate of interest	Due date	Secured/unsecured	March 31, 2018 (Rs.)	March 31, 2017 (Rs.)
Ajit India (Gujarat) Private Limited.	-	On Demand	Unsecured	12,500,000	-
Arzoo.Com India Pvt Ltd	34%	On Demand	Unsecured	25,000,000	-
Bobby Khan Productions	-	On Demand	Unsecured	500,000	-
Kriarj Entertainment Pvt Ltd	-	On Demand	Unsecured	137,500,000	-
Carnival Motion Picture	-	On Demand	Unsecured	35,000,000	-
Clapstem Entertainment	-	On Demand	Unsecured	17,500,000	-
Harvinder Singh Suri	-	On Demand	Unsecured	7,000,000	-
Humble Motion Pictures	-	On Demand	Unsecured	3,000,000	-
One World E Ventures Private	-	On Demand	Unsecured	1,500,000	-
Param Hans Creations Twm3	-	On Demand	Unsecured	22,500,000	-
Paramhans Creation Pvt Ltd	-	On Demand	Unsecured	26,248,030	-
Panorama Studio Pvt Ltd	-	On Demand	Unsecured	23,600,000	-
Sohail khan Productionz	-	On Demand	Unsecured	10,000,000	-
Star Talash Promotions Pvt Ltd	-	On Demand	Unsecured	9,600,000	-
Viacom Media P Ltd	-	On Demand	Unsecured	2,900,000	-
Wizcraft International	-	On Demand	Unsecured	62,500,000	-
				396,848,030	-
Investments					
				March 31, 2018 (Rs.)	March 31, 2017 (Rs.)
Unquoted bonds					
315,114.32 (March 31, 2017: Nil) units of 10.49% Vijaya perpetual bond				30,641,622	-
239,684.58 (March 31, 2017: Nil) units of 10.90% Punjab & Sind bank perpetual bond				23,006,868	-
304,259.75 (March 31, 2017: Nil) units of 11% Bank of India perpetual bond				31,209,041	-
306,479.92 (March 31, 2017: Nil) units of 11.25% Syndicate bank				31,259,647	-
Shares held as stock in trade					
Quoted equity instruments					
Bombay Rayon Fashions Limited (475,000 shares @ Rs. 202 each) (March 31, 2017: Nil)				99,372,227	-
IDFC Bank Limited (1,00,000 shares @ Rs. 49 each)				4,912,500	-
James Hotels Limited (378 shares @ Rs. 47 each)				17,658	-
Jindal Stainless Limited (2,00,000 shares @ Rs. 75 each)				17,912,455	-
National Fertilizers Limited (2,00,000 shares @ Rs. 55 each)				11,232,323	-
Radha Madhav Corporation Limited (1,00,000 shares @ Rs. 27 each)				2,720,426	-
Spicejet Limited (1,00,000 shares @ Rs. 130 each)				12,908,700	-
The Tata Power Company Limited (1,00,000 shares @ Rs. 79 each)				7,910,058	-
Trilogic Digital Media Limited (Nil; March 31, 2017: 454088 units @ 33.93 each)				15,410,408	15,410,408
Non-trade investments (valued at cost unless stated otherwise)					
Debentures (unquoted)					
200 (March 31, 2017: Nil) Secured redeemable non-convertible market linked debentures of Rs. 100,000 each fully paid up in Centrum Direct Limited				20,000,000	-
				308,513,933	15,410,408

(This space has been intentionally left blank)



31) CSR Expenditure

Pursuant to the requirement of section 135 of Companies Act, 2013 and rules thereon and further guidance issued by ICAI during the year on the provisions of Corporate Social Responsibility (CSR), the gross amount required to be spent by the Company towards CSR expenditure amounts to Rs. 2,171,338 (March 31, 2017: 962,188). During the current financial year, the Company did not spend any amount (March 31, 2017: Nil) against Corporate Social Responsibility.

32) The Company has established a comprehensive system of maintenance of information and documents as required by the transfer pricing legislation under section 92-92F of the Income Tax Act 1961. Since, the law requires existence of such information and documentation of to be contemporaneous in nature, Company is in the process of updating the documentation entered with the related parties during the financial year and expects such records to be in existence latest by the due date under that law. The management is of the opinion that it's transactions are at arm's length so that the aforesaid legislation will not have any impact on the financial statements, particularly on the amount of tax expenses and that of provision for tax.

(This space has been intentionally left blank)



Easy Trip Planners Private Limited
Notes to financial statements for the year ended 31 March, 2018

33) Discontinuing Operations

The Company in board meeting dated March 31, 2018 announced its decision of its board of directors to discontinue the Coal, Movie and Share trading business which is also a separate segment as per AS 17 Segment Reporting. The proposed discontinuation is consistent with the Company's long-term strategy to focus its activities in the areas of Tour and Ticketing. All assets and liabilities of Coal, Movie and Share Trading business as at March 31, 2018 have been brought at realisable value.

The following statement shows the revenue and expenses of discontinuing operations:

	March 31, 2018 (Rs.)		March 31, 2017 (Rs.)		Total		
	Trading of coal	Movie distribution	Share Trading	Trading of coal	Movie distribution	Share Trading	Total
Revenue							
Revenue from operations	884,461,974	304,366,412	115,340,528	530,234,037	20,200,000	2,121,171	552,555,208
Other income	2,953,856	-	-	2,577,070	-	-	2,577,070
	887,417,829	304,366,412	115,340,528	532,811,107	20,200,000	2,121,171	555,132,278
Expenses							
Cost of movie distribution rights	-	358,017,939	-	-	15,000,000	-	15,000,000
Purchase of traded goods	849,304,344	-	100,273,197	455,221,016	-	1,105,104	456,326,120
Increase in inventories	(28,651,407)	-	-	44,166,828	-	-	44,166,828
Employee benefits expense	3,636,820	431,968	163,696	1,869,218	-	-	1,869,218
Finance costs	3,701,562	-	-	2,783,059	-	-	2,783,059
Other expenses*	21,145,874	7,201,026	96,866,768	2,380,151	-	-	2,380,151
	849,137,193	365,650,933	197,303,660	506,420,272	15,000,000	1,105,104	522,525,376
Profit/ (loss) before tax	38,280,637	(61,284,521)	(81,963,132)	26,390,835	5,200,000	1,016,067	32,606,902
Income-tax expenses/ (reversal)	13,248,163	(21,209,347)	5,214,502	9,133,340	1,799,616	175,820	11,108,776
Profit/ (loss) after tax	25,032,474	(40,075,174)	(87,177,634)	17,257,495	3,400,384	840,247	21,498,126

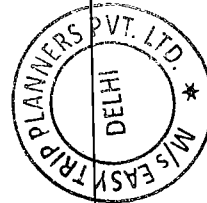
* includes prior period of Rs. 11,530,676 in share trading business (March 31, 2017: Nil)

The carrying amounts of the total assets and liabilities to be disposed of at March 31, 2018 are as follows. Comparative information for discontinuing operations is included in accordance with AS 24 Discontinuing Operations:

	March 31, 2018 (Rs.)		March 31, 2017 (Rs.)		Total		
	Trading of coal	Movie distribution	Share Trading	Trading of coal	Movie distribution	Share Trading	Total
Total assets	231,071,717	75,791,190	75,032,645	108,762,320	-	15,410,408	124,172,728
Total liabilities	15,688,250	-	-	81,805,741	-	-	81,805,741
Net assets	215,383,467	75,791,190	75,032,645	26,956,579	-	15,410,408	42,366,987

The net cash flows attributable to the discontinuing operations are as below:

	March 31, 2018 (Rs.)		March 31, 2017 (Rs.)		Total		
	Trading of coal	Movie distribution	Share Trading	Trading of coal	Movie distribution	Share Trading	Total
Operating activities	(116,384,701)	(137,075,710)	(141,585,368)	(26,665,317)	5,200,001	(14,394,340)	(35,859,656)
Investing activities	141,763	-	-	-	-	-	30,217,524
Financing activities	(2,701,843)	-	-	30,217,524	-	-	(5,642,132)
Net cash inflows/ (outflows)	(118,944,781)	(137,075,710)	(141,585,368)	3,552,207	5,200,001	(14,394,340)	(30,217,524)



34) Details of dues to micro and small enterprises as defined under MSMED Act 2006

	March 31, 2018 (Rs.)	March 31, 2017 (Rs.)
The principal amount and the interest due thereon remaining unpaid to any supplier as at the end of each accounting year		
Principal amount due to micro and small enterprises	-	-
Interest due on above	-	-
The amount of interest paid by the buyer in terms of section 16 of the MSMED Act 2006 along with the amounts of the payment made to the supplier beyond the appointed day during each accounting year	-	-
The amount of interest due and payable for the period of delay in making payment (which have been paid but beyond the appointed day during the year) but without adding the interest specified under the MSMED Act 2006.	-	-
The amount of interest accrued and remaining unpaid at the end of each accounting year	-	-
The amount of further interest remaining due and payable even in the succeeding years, until such date when the interest dues as above are actually paid to the small enterprise for the purpose of disallowance as a deductible expenditure under section 23 of the MSMED Act 2006	-	-

35) Expenditure in foreign currency (accrual basis)


	March 31, 2018 (Rs.)	March 31, 2017 (Rs.)
Advertisement & Business promotion	12,415,976	4,637,549
Tour Package	86,851,863	80,657,340
	99,267,839	85,294,889

36) Previous year figures

The figures of previous years were audited by a firm of chartered accountants other than S.R Batliboi & Associates LLP. Previous year figures have been regrouped / reclassified, where necessary, to conform to this year's classification.

As per our report of even date

For S.R. Batliboi & Associates LLP
Firm Registration No. 101049W/E300004
Chartered Accountants


per Yogesh Midha
Partner
Membership No. 094941
Place : New Delhi
Date : September 28, 2018



For and on behalf of the board of the directors of
Easy Trip Planners Private Limited
CIN - U63090DL2008PTC179041




Nishant Pitti
Director
DIN No. 02172265


Rikant Pittie
Director
DIN No. 03136369

Easy Trip Planners Private Limited

CIN - U63090DL2008PTC179041

Notes to financial statements for the year ended 31 March 2018

(All amounts are in Indian Rupees, unless otherwise stated)

1. Corporate information

Easy Trip Planners Private Limited ('the Company') is a private limited company domiciled in India and incorporated on June 4, 2008 under the provisions of the erstwhile Companies Act, 1956 replaced with Companies Act 2013 w.e.f April 1, 2014. The Company is engaged in the business of providing reservation and booking services related to travel and tourism for B2B and B2C customers through easemytrip-portal, easemytrip-app or in-house call-center. The Company is also engaged in trading of coal, trading of shares and distribution of cinema movie rights.

2. Basis of preparation

The financial statements of the company have been prepared in accordance with the generally accepted accounting principles in India (Indian GAAP). The company has prepared these financial statements to comply in all material respects with the accounting standards notified under section 133 of the Companies Act 2013, read together with paragraph 7 of the Companies (Accounts) Rules, 2014 and the Companies (Accounting Standards) Amendment Rules, 2016. The financial statements have been prepared on an accrual basis and under the historical cost convention.

The accounting policies adopted in the preparation of financial statements are consistent with those of previous year, except for the change in accounting policy explained below.

2.1 Summary of significant accounting policies

Change in accounting policy

Revenue recognition

The Company assesses its revenue arrangement against specific criteria in order to determine if it is acting as principal or agent. Till the previous year, the Company followed the policy of recognizing revenue on gross basis. In the current year, the Company has concluded that it is acting as agent in case of travel related services and revenue is recognized on net commission earned basis. Previous year figures have been changed to conform to this year's classification.

(a) Use of estimates

The preparation of financial statements in conformity with Indian GAAP requires the management to make judgments, estimates and assumptions that affect the reported amounts of revenues, expenses, assets and liabilities and the disclosure of contingent liabilities, at the end of the reporting period. Although these estimates are based on the management's best knowledge of current events and actions, uncertainty about these assumptions and estimates could result in the outcomes requiring a material adjustment to the carrying amounts of assets or liabilities in future periods.

(b) Property, Plant and Equipment

Property, plant and equipment are stated at cost, net of accumulated depreciation and accumulated impairment losses, if any. The cost comprises purchase price and directly attributable cost of bringing the asset to its working condition for the intended use. Any trade discounts and rebates are deducted in arriving at the purchase price.

Subsequent expenditure related to an item of fixed asset is added to its book value only if it increases the future benefits from the existing asset beyond its previously assessed standard of performance. All other expenses on existing fixed assets, including day-to-day repair and maintenance expenditure and cost of replacing parts, are charged to the statement of profit and loss for the period during which such expenses are incurred.



Easy Trip Planners Private Limited**CIN - U63090DL2008PTC179041****Notes to financial statements for the year ended 31 March 2018****(All amounts are in Indian Rupees, unless otherwise stated)**

Gains or losses arising from de-recognition of fixed assets are measured as the difference between the net disposal proceeds and the carrying amount of the asset and are recognized in the statement of profit and loss when the asset is derecognized.

(c) Depreciation on property, plant and equipment

Depreciation on property, plant and equipment is calculated on straight-line basis using the rates arrived at, based on the useful lives prescribed in Schedule II of the Companies Act, 2013.

The Company has used the following useful lives to provide depreciation on its fixed assets:

Nature of assets	Useful lives estimated by management (years)
Buildings	60
Computer	3
Office Equipment	5
Furniture and Fixture	10
Motor Vehicles	10
Vehicles – Others	8

(d) Intangible assets***Software***

Computer software in the nature of software licenses is amortized on a straight line basis over the lower of license period or 3 years.

Intangible assets are tested for impairment annually either individually or at the cash generating unit level. All the intangible assets are assessed for impairment whenever there is an indication that the intangible asset may be impaired.

The amortization period and the amortization method are reviewed at least at each financial year end if the expected useful life of the asset is significantly different from previous estimates, the amortization period is changed accordingly. If there has been a significant change in the expected pattern of economic benefits from the asset, the amortization method is changed to reflect the changed pattern. Such changes are accounted for in accordance with AS 5 Net Profit or Loss for the Period, Prior Period Items and Changes in Accounting Policies.

Gains or losses arising from de-recognition of fixed assets are measured as the difference between the net disposal proceeds and the carrying amount of the asset and are recognized in the statement of profit and loss when the asset is derecognized.

(e) Impairment of fixed assets

The Company assesses at each reporting date whether there is an indication that an asset may be impaired based on internal/external factors. If any indication exists, the Company estimates the asset's recoverable amount. An asset's recoverable amount is the higher of an asset's net selling price and its value in use. Where the carrying amount of an asset exceeds its recoverable amount, the asset is considered impaired and is written down to its recoverable amount. In assessing value in use, the estimated future cash flows are discounted to their present value using a pre-tax discount rate that reflects current market assessments of the time value of money and the risks specific to the asset. In determining net selling price, recent market transactions are taken into account, if available. If no such transactions can be identified, an appropriate valuation model is used.



Easy Trip Planners Private Limited

CIN - U63090DL2008PTC179041

Notes to financial statements for the year ended 31 March 2018

(All amounts are in Indian Rupees, unless otherwise stated)

The Company bases its impairment calculation on detailed budgets and forecast calculations which are prepared separately for each of the Company's cash-generating units to which the individual assets are allocated. These budgets and forecast calculations are generally covering a period of five years. For longer periods, a long term growth rate is calculated and applied to project future cash flows after the fifth year.

Impairment losses of continuing operations are recognized in the statement of profit and loss, After impairment, depreciation is provided on the revised carrying amount of the asset over its remaining useful life.

An assessment is made at each reporting date as to whether there is any indication that previously recognized impairment losses may no longer exist or may have decreased. If such indication exists, the Company estimates the asset's or cash-generating unit's recoverable amount. A previously recognized impairment loss is reversed only if there has been a change in the assumptions used to determine the asset's recoverable amount since the last impairment loss was recognized. The reversal is limited so that the carrying amount of the asset does not exceed its recoverable amount, nor exceed the carrying amount that would have been determined, net of depreciation, had no impairment loss been recognized for the asset in prior years. Such reversal is recognized in the statement of profit and loss

(f) Leases

Operating lease

Where the Company is the lessor

Leases in which the Company does not transfer substantially all the risks and benefits of ownership of the asset are classified as operating leases. Assets subject to operating leases are included in property, plant and equipment. Lease income on an operating lease is recognized in the statement of profit and loss on a straight-line basis over the lease term. Costs, including depreciation, are recognized as an expense in the statement of profit and loss. Initial direct costs such as legal costs, brokerage costs, etc. are recognized immediately in the statement of profit and loss.

Where the Company is lessee

Leases, where the lessor effectively retains substantially all the risks and benefits of ownership of the leased item, are classified as operating leases. Operating lease payments are recognized as an expense in the statement of profit and loss on a straight-line basis over the lease term.


(g) Investments

Investment property

An investment in land or buildings, which is not intended to be occupied substantially for use by, or in the operations of, the Company, is classified as investment property. Investment properties are stated at cost, net of accumulated depreciation and accumulated impairment losses, if any.

The cost comprises purchase price, borrowing costs if capitalization criteria are met and directly attributable cost of bringing the investment property to its working condition for the intended use. Any trade discounts and rebates are deducted in arriving at the purchase price.

Depreciation on building component of investment property is calculated on a straight-line basis over the period of 60 years.



Easy Trip Planners Private Limited

CIN - U63090DL2008PTC179041

Notes to financial statements for the year ended 31 March 2018

(All amounts are in Indian Rupees, unless otherwise stated)

Depreciation leasehold land component of investment property is calculated on a straight line basis over the period of lease, i.e., 90 years.

On disposal of an investment, the difference between its carrying amount and net disposal proceeds is charged or credited to the statement of profit and loss.

(h) Inventories

Inventories in the form of traded coal and instruments such as equity shares is valued at lower of cost and net realizable value. Cost includes cost of purchase and other costs incurred in bringing the inventories to their present location and condition. Cost is determined on a FIFO basis

Net realizable value is the estimated selling price in the ordinary course of business, less estimated costs of completion and estimated costs necessary to make the sale.

(i) Revenue recognition

Revenue is recognized to the extent that it is probable that the economic benefits will flow to the Company and the revenue can be reliably measured. The Company assesses its revenue arrangement against specific criteria in order to determine if it is acting as principal or agent. The Company has concluded that it is acting as agent in case of travel related services and as principal in case of coal trading, movie distribution and share trading. The following specific recognition criteria must also be met before revenue is recognized:

Income from Travel related services

Revenue from sale of airline tickets and hotel reservations is recognised as an agent on net commission earned basis. Revenue is recognized net of cancellations received during the period, refunds, and service taxes/Goods and Service Tax.

The Company receives upfront fee from Global Distribution System ("GDS") providers for facilitating the booking of airline tickets on its website or other distribution channels to travel agents for using their system which is recognized as revenue for actual airline tickets sold over the total number of airline tickets to be sold over the term of the agreement and the balance amount is recognized as deferred revenue.

Incentives are recognized when the performance thresholds under the incentive schemes are achieved or are probable to be achieved at the end of periods.

Income from sale of Coal

Revenue from sale of coal is recognized when all the significant risks and rewards of ownership of the goods have been passed to the buyer, usually on delivery of the goods. Revenue is recognised net of taxes.

Income from distribution of movie rights

Income from distribution of movie rights is recognized on revenue sharing basis when the film is exhibited.

Income from Sale of Shares

Income from sale of shares is recognised when all the significant risks and rewards of ownership of the shares have been passed to the buyer. Revenue is recognised net of taxes.



Easy Trip Planners Private Limited

CIN - U63090DL2008PTC179041

Notes to financial statements for the year ended 31 March 2018

(All amounts are in Indian Rupees, unless otherwise stated)

Interest

Interest income is recognized on a time proportion basis taking into account the amount outstanding and the applicable interest rate. Interest income is included under the head "other income" in the statement of profit and loss.

(j) Foreign currency translation

Foreign currency transactions and balances

i. Initial recognition

Foreign currency transactions are recorded in the reporting currency, by applying to the foreign currency amount the exchange rate between the reporting currency and the foreign currency at the date of the transaction.

ii. Conversion

Foreign currency monetary items are retranslated using the exchange rate prevailing at the reporting date. Non-monetary items, which are measured in terms of historical cost denominated in a foreign currency, are reported using the exchange rate at the date of the transaction. Non-monetary items, which are measured at fair value or other similar valuation denominated in a foreign currency, are translated using the exchange rate at the date when such value was determined.

iii. Exchange differences

Exchange differences are recognized as income or as expenses in the period in which they arise.

(k) Retirement and other employee benefits

Retirement benefit in the form of Provident Fund is a defined contribution scheme and the Company has no obligation, other than the contribution payable to the provident fund. The Company recognizes contribution payable to the provident fund scheme as an expenditure, when an employee renders the related service. If the contribution payable to the scheme for service received before the balance sheet date exceeds the contribution already paid, the deficit payable to the scheme is recognized as a liability after deducting the contribution already paid.

The Company operates defined benefit plan for its employees, viz., gratuity. The costs of providing benefits under the plan are determined on the basis of actuarial valuation at each year-end. Actuarial valuation is carried out for using the projected unit credit method.

Actuarial gains and losses for defined benefit plan is recognized in full in the period in which they occur in the statement of profit and loss.


Accumulated leave, which is expected to be utilized within the next 12 months, is treated as short-term employee benefit. The Company measures the expected cost of such absences as the additional amount that it expects to pay as a result of the unused entitlement that has accumulated at the reporting date.

The Company treats accumulated leave expected to be carried forward beyond twelve months, as long-term employee benefit for measurement purposes. Such long-term compensated absences are provided for based on the actuarial valuation using the projected unit credit method at the year-end. Actuarial gains/losses are immediately taken to the statement of profit and loss and are not deferred.

The Company presents the leave as a current liability in the balance sheet, to the extent it does not have an unconditional right to defer its settlement for 12 months after the reporting date. Where Company has the unconditional legal and contractual right to defer the settlement for a period beyond 12 months, the same is presented as non-current liability.

(l) Income taxes

Tax expense comprises current and deferred tax. Current income-tax is measured at the amount expected to be paid to the tax authorities in accordance with the Income-tax Act, 1961 enacted in India and tax



Easy Trip Planners Private Limited

CIN - U63090DL2008PTC179041

Notes to financial statements for the year ended 31 March 2018

(All amounts are in Indian Rupees, unless otherwise stated)

laws prevailing in the respective tax jurisdictions where the Company operates. The tax rates and tax laws used to compute the amount are those that are enacted or substantively enacted, at the reporting date. Current income tax relating to items recognized directly in equity is recognized in equity and not in the statement of profit and loss.

Deferred income taxes reflect the impact of timing differences between taxable income and accounting income originating during the current year and reversal of timing differences for the earlier years. Deferred tax is measured using the tax rates and the tax laws enacted or substantively enacted at the reporting date. Deferred income tax relating to items recognized directly in equity is recognized in equity and not in the statement of profit and loss.

Deferred tax liabilities are recognized for all taxable timing differences. Deferred tax assets are recognized for deductible timing differences only to the extent that there is reasonable certainty that sufficient future taxable income will be available against which such deferred tax assets can be realized.

At each balance sheet date the Company re-assesses unrecognized deferred tax assets. It recognizes unrecognized deferred tax assets to the extent that it has become reasonably certain or virtually certain, as the case may be that sufficient future taxable income will be available against which such deferred tax assets can be realized.

The carrying amount of deferred tax assets are reviewed at each balance sheet date. The Company writes-down the carrying amount of a deferred tax asset to the extent that it is no longer reasonably certain or virtually certain, as the case may be, that sufficient future taxable income will be available against which deferred tax asset can be realized. Any such write-down is reversed to the extent that it becomes reasonably certain or virtually certain, as the case may be, that sufficient future taxable income will be available.

Deferred tax assets and deferred tax liabilities are offset, if a legally enforceable right exists to set-off current tax assets against current tax liabilities and the deferred tax assets and deferred taxes relate to the same taxable entity and the same taxation authority.

(m) Earnings per share


Basic earnings per share are calculated by dividing the net profit or loss for the period attributable to equity shareholders by the weighted average number of equity shares outstanding during the period. The weighted average number of equity shares outstanding during the period is adjusted for events such as bonus issue, bonus element in a rights issue, share split, and reverse share split (consolidation of shares) that have changed the number of equity shares outstanding, without a corresponding change in resources.

For the purpose of calculating diluted earnings per share, the net profit or loss for the period attributable to equity shareholders and the weighted average number of shares outstanding during the period are adjusted for the effects of all dilutive potential equity shares.

(n) Provisions

A provision is recognized when the Company has a present obligation as a result of past event, it is probable that an outflow of resources embodying economic benefits will be required to settle the obligation and a reliable estimate can be made of the amount of the obligation. Provisions are not discounted to their present value and are determined based on the best estimate required to settle the obligation at the reporting date. These estimates are reviewed at each reporting date and adjusted to reflect the current best estimates.

Where the Company expects some or all of a provision to be reimbursed. The expense relating to any provision is presented in the statement of profit and loss net of any reimbursement.



Easy Trip Planners Private Limited

CIN - U63090DL2008PTC179041

Notes to financial statements for the year ended 31 March 2018

(All amounts are in Indian Rupees, unless otherwise stated)

(o) Cash and Cash Equivalents

Cash and Cash equivalents for the purpose of cash flow statement comprise cash at bank and in hand and short term investments with an original maturity of three months or less.

(p) Segment Reporting

The Company's operating businesses are organized and managed separately according to the nature of products and services provided, with each segment representing a strategic business unit that offers different products and serves different markets. The analysis of geographical segments is based on the areas in which major operating divisions of the Company operate.

Common allocable costs are allocated to each segment according to the relative contribution of each segment to the total common costs.

Unallocated items include general corporate income and expense items which are not allocated to any business segment.

The Company prepares its segment information in conformity with the accounting policies adopted for preparing and presenting the financial statements of the Company as a whole.

(q) Borrowing costs

Borrowing cost includes interest and amortization of ancillary costs incurred in connection with the arrangement of borrowings. All other borrowing costs are expensed in the period they occur.

(r) Contingent liabilities

A contingent liability is a possible obligation that arises from past events whose existence will be confirmed by the occurrence or non-occurrence of one or more uncertain future events beyond the control of the Company or a present obligation that is not recognized because it is not probable that an outflow of resources will be required to settle the obligation. A contingent liability also arises in extremely rare cases where there is a liability that cannot be recognized because it cannot be measured reliably. The Company does not recognize a contingent liability but discloses its existence in the financial statements.

(This space has been intentionally left blank)

